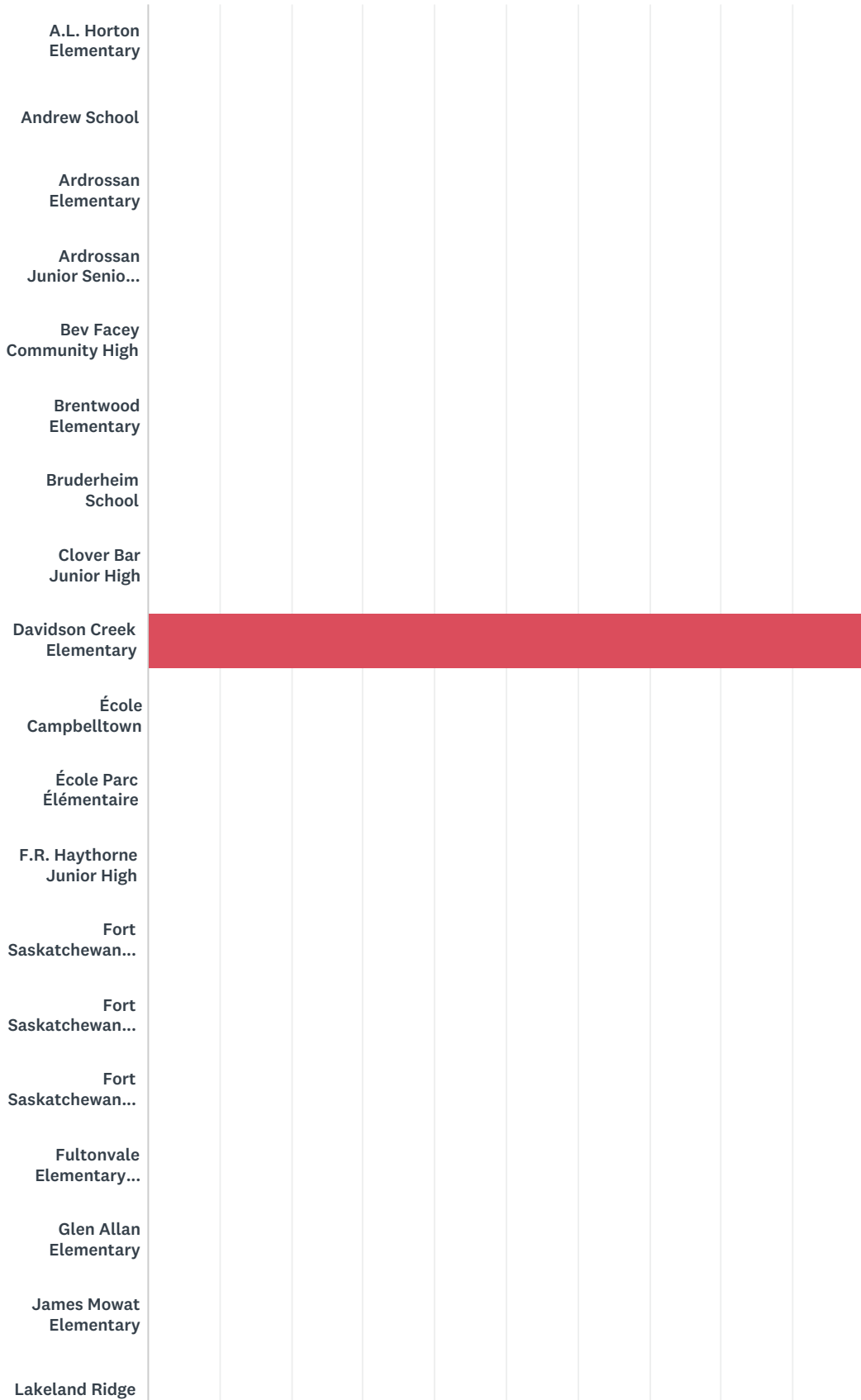


Q1 What school does your child currently attend?

Answered: 168 Skipped: 0



EIPS Parent Survey 2018-19



EIPS Parent Survey 2018-19

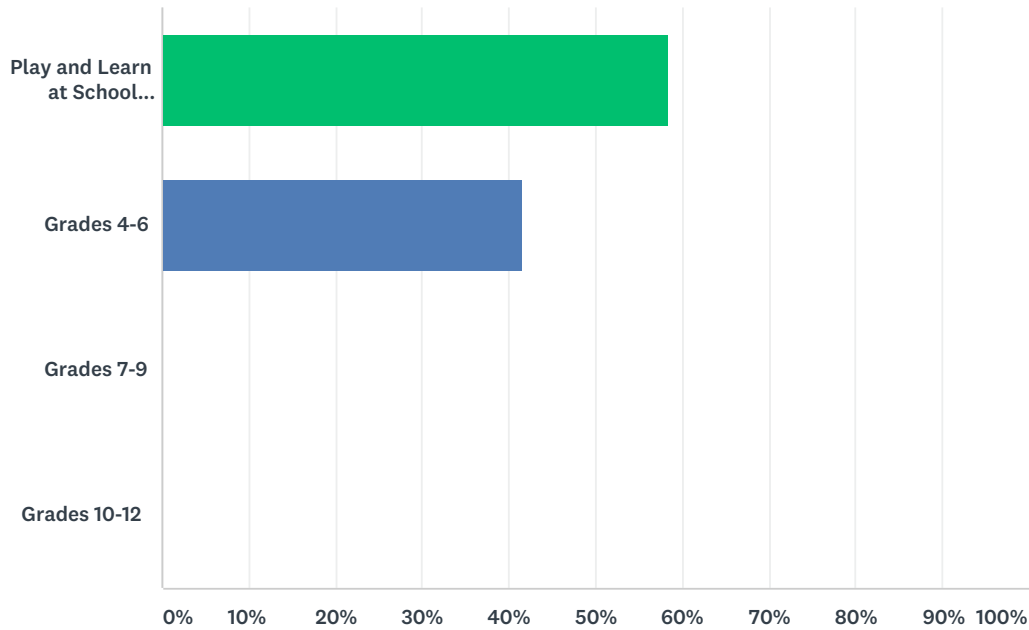
ANSWER CHOICES	RESPONSES	
A.L. Horton Elementary	0.00%	0
Andrew School	0.00%	0
Ardrossan Elementary	0.00%	0
Ardrossan Junior Senior High	0.00%	0
Bev Facey Community High	0.00%	0
Brentwood Elementary	0.00%	0
Bruderheim School	0.00%	0
Clover Bar Junior High	0.00%	0
Davidson Creek Elementary	100.00%	168
École Campbelltown	0.00%	0
École Parc Élémentaire	0.00%	0
F.R. Haythorne Junior High	0.00%	0
Fort Saskatchewan Christian	0.00%	0
Fort Saskatchewan Elementary	0.00%	0
Fort Saskatchewan Senior High	0.00%	0
Fultonvale Elementary Junior High	0.00%	0
Glen Allan Elementary	0.00%	0
James Mowat Elementary	0.00%	0
Lakeland Ridge	0.00%	0
Lamont Elementary	0.00%	0
Lamont High	0.00%	0
Mills Haven Elementary	0.00%	0
Mundare School	0.00%	0
Next Step/Outreach	0.00%	0
Pine Street Elementary	0.00%	0
Rudolph Hennig Junior High	0.00%	0
Salisbury Composite High	0.00%	0
Sherwood Heights Junior High	0.00%	0
SouthPointe School	0.00%	0
Strathcona Christian Academy Elementary	0.00%	0
Strathcona Christian Academy Secondary	0.00%	0
Uncas Elementary	0.00%	0
Vegreville Composite High	0.00%	0
Wes Hosford Elementary	0.00%	0

EIPS Parent Survey 2018-19

Westboro Elementary	0.00%	0
Win Ferguson Elementary	0.00%	0
Woodbridge Farms Elementary	0.00%	0
Wye Elementary	0.00%	0
TOTAL		168

Q2 What grade is your child currently in?

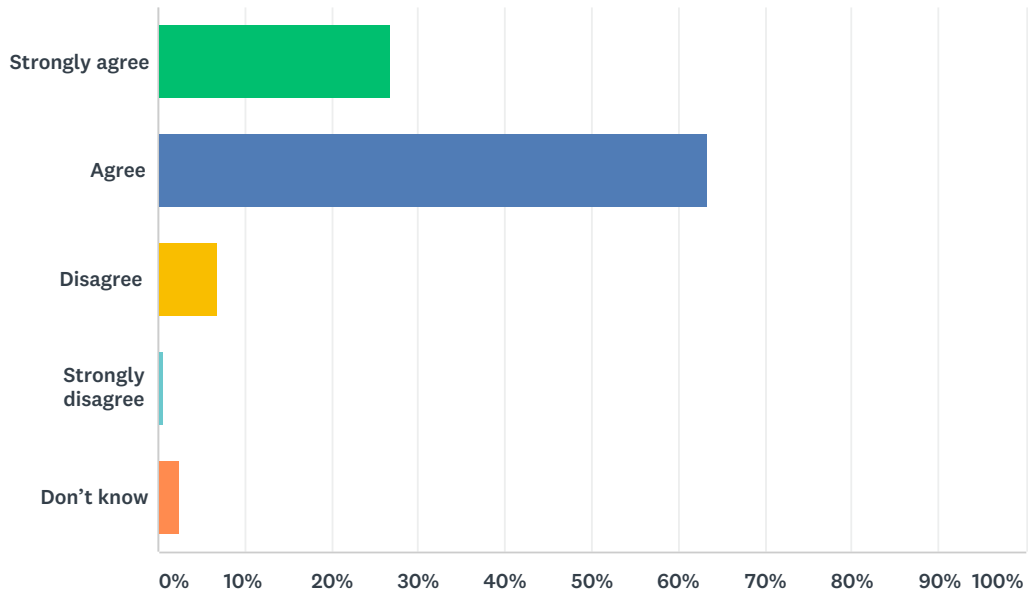
Answered: 168 Skipped: 0



ANSWER CHOICES	RESPONSES	
Play and Learn at School (PALS) Kindergarten Grades 1-3	58.33%	98
Grades 4-6	41.67%	70
Grades 7-9	0.00%	0
Grades 10-12	0.00%	0
TOTAL		168

Q3 My child's individual needs are met.

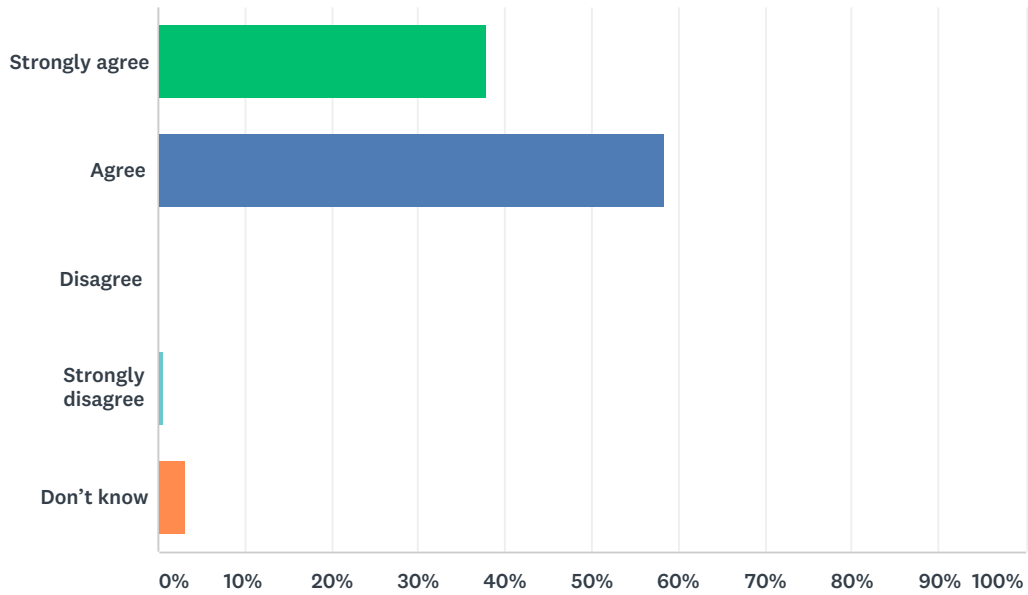
Answered: 161 Skipped: 7



ANSWER CHOICES	RESPONSES	
Strongly agree	26.71%	43
Agree	63.35%	102
Disagree	6.83%	11
Strongly disagree	0.62%	1
Don't know	2.48%	4
TOTAL		161

Q4 My child is encouraged at school to do his or her best.

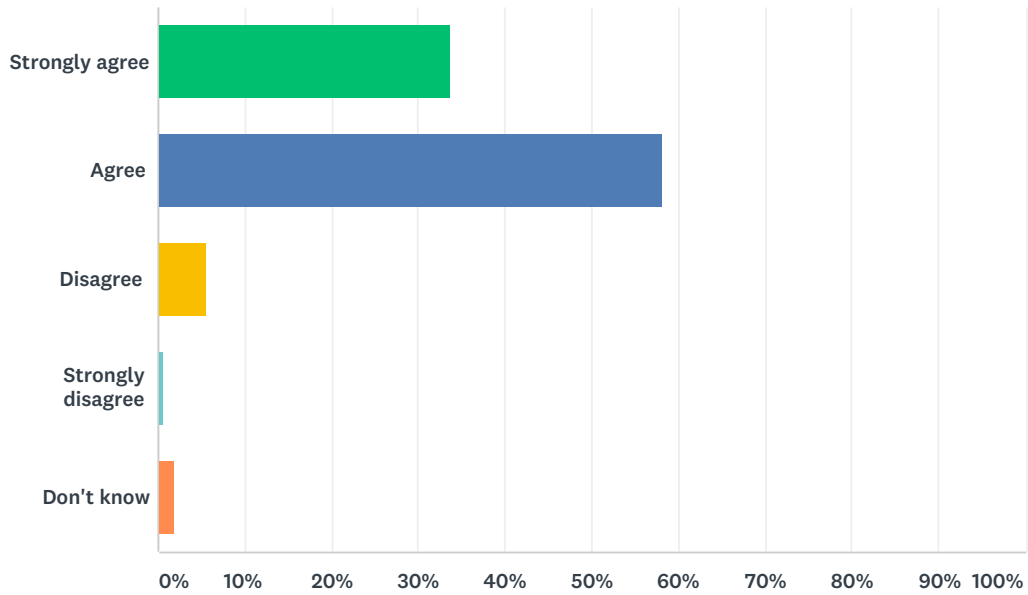
Answered: 161 Skipped: 7



ANSWER CHOICES	RESPONSES	
Strongly agree	37.89%	61
Agree	58.39%	94
Disagree	0.00%	0
Strongly disagree	0.62%	1
Don't know	3.11%	5
TOTAL		161

Q5 My child is demonstrating growth in literacy.

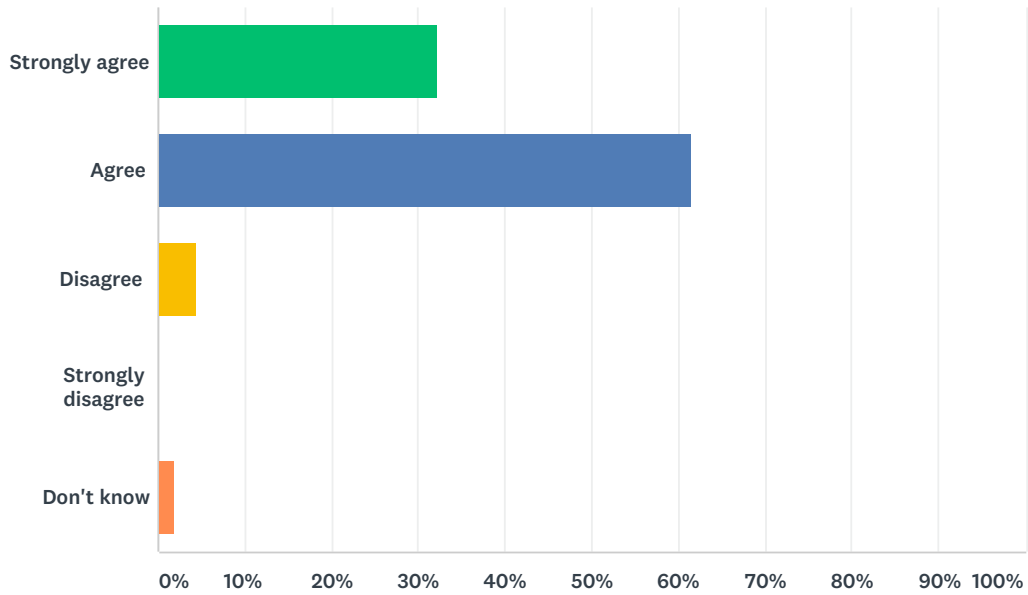
Answered: 160 Skipped: 8



ANSWER CHOICES	RESPONSES	
Strongly agree	33.75%	54
Agree	58.13%	93
Disagree	5.63%	9
Strongly disagree	0.63%	1
Don't know	1.88%	3
TOTAL		160

Q6 My child is demonstrating growth in numeracy.

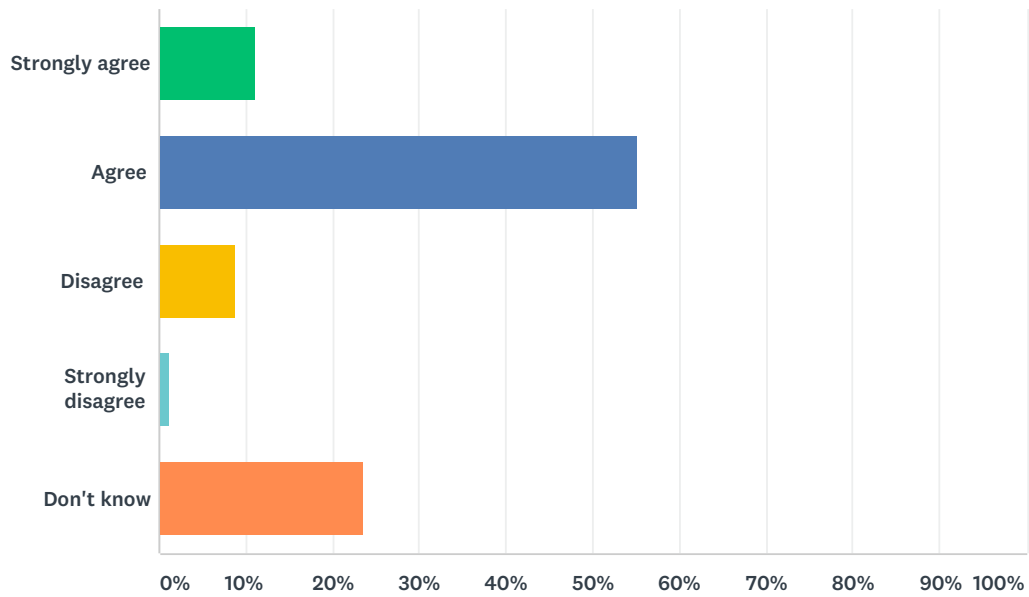
Answered: 161 Skipped: 7



ANSWER CHOICES	RESPONSES	
Strongly agree	32.30%	52
Agree	61.49%	99
Disagree	4.35%	7
Strongly disagree	0.00%	0
Don't know	1.86%	3
TOTAL		161

Q7 My child has an understanding of First Nations, Métis and Inuit culture and history.

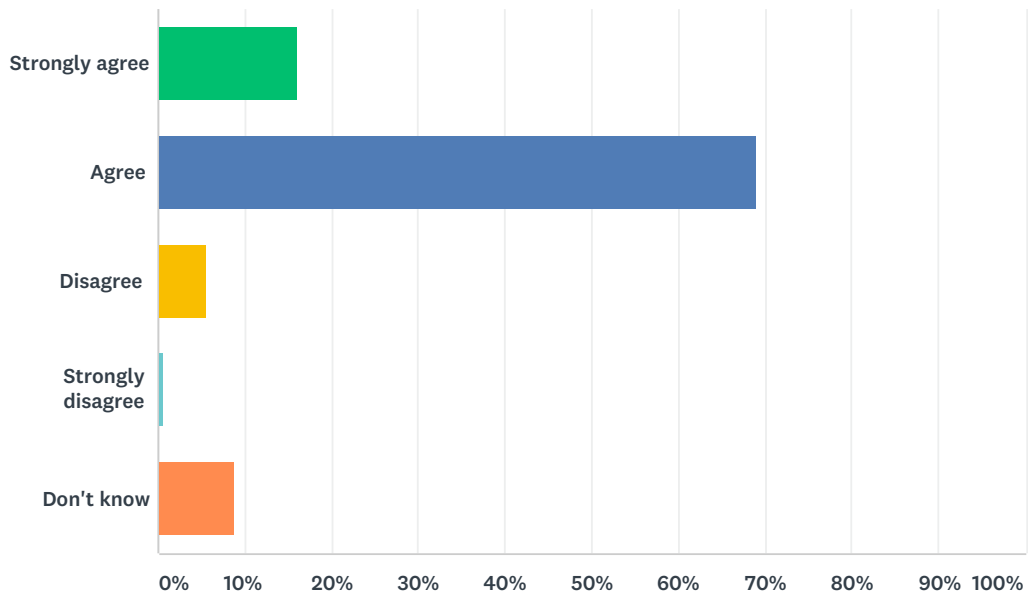
Answered: 161 Skipped: 7



ANSWER CHOICES	RESPONSES	
Strongly agree	11.18%	18
Agree	55.28%	89
Disagree	8.70%	14
Strongly disagree	1.24%	2
Don't know	23.60%	38
TOTAL		161

Q8 My child is being taught knowledge, skills and attitudes necessary to be successful in life.

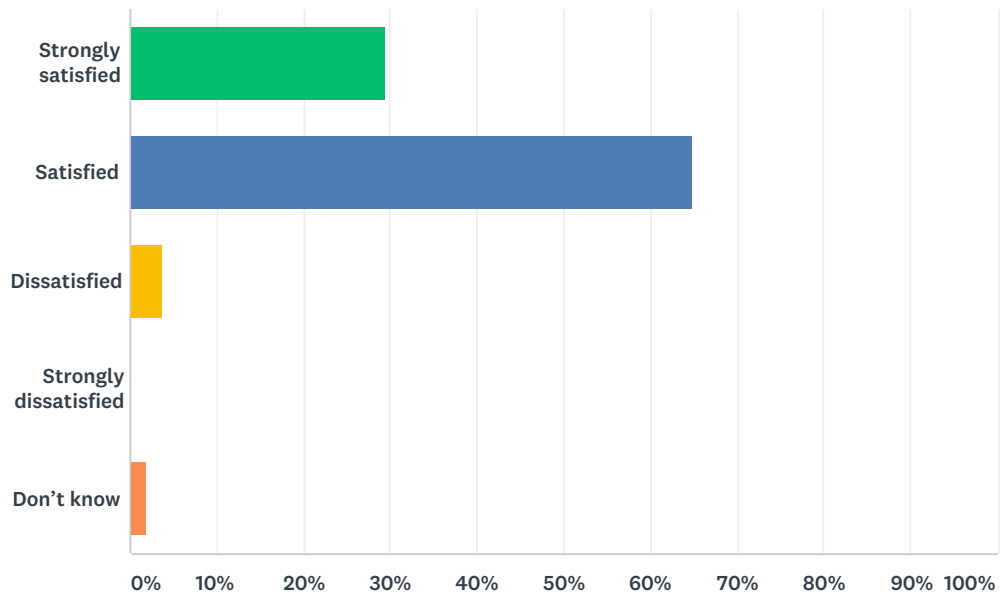
Answered: 161 Skipped: 7



ANSWER CHOICES	RESPONSES	
Strongly agree	16.15%	26
Agree	68.94%	111
Disagree	5.59%	9
Strongly disagree	0.62%	1
Don't know	8.70%	14
TOTAL		161

Q9 How satisfied are you with the quality of education your child is receiving at his or her school?

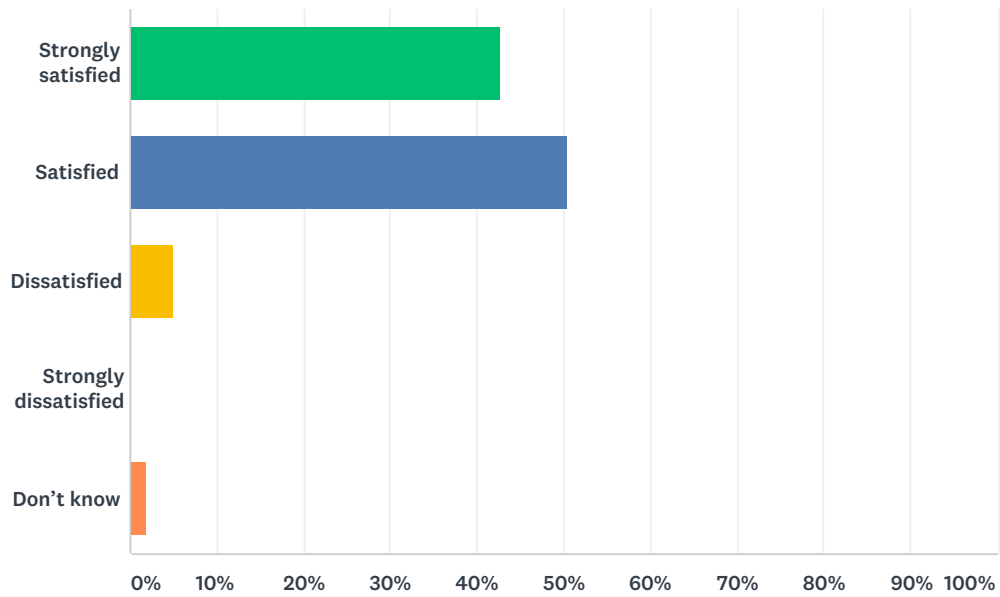
Answered: 159 Skipped: 9



ANSWER CHOICES	RESPONSES	
Strongly satisfied	29.56%	47
Satisfied	64.78%	103
Dissatisfied	3.77%	6
Strongly dissatisfied	0.00%	0
Don't know	1.89%	3
TOTAL		159

Q10 How satisfied are you with the quality of teaching at your child's school?

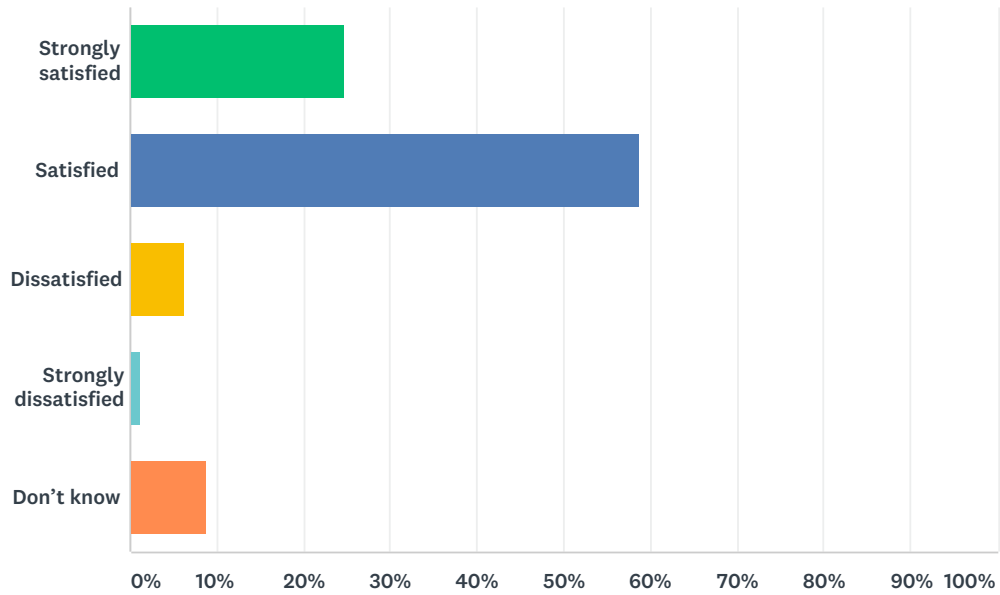
Answered: 159 Skipped: 9



ANSWER CHOICES	RESPONSES	
Strongly satisfied	42.77%	68
Satisfied	50.31%	80
Dissatisfied	5.03%	8
Strongly dissatisfied	0.00%	0
Don't know	1.89%	3
TOTAL		159

Q11 How satisfied are you with the leadership in your child's school?

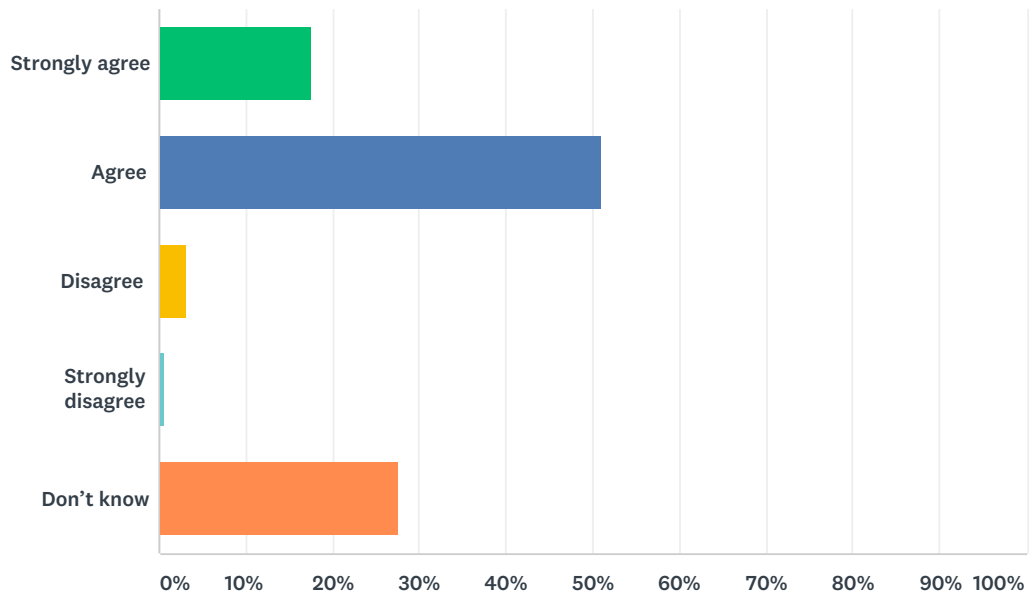
Answered: 158 Skipped: 10



ANSWER CHOICES	RESPONSES	
Strongly satisfied	24.68%	39
Satisfied	58.86%	93
Dissatisfied	6.33%	10
Strongly dissatisfied	1.27%	2
Don't know	8.86%	14
TOTAL		158

Q12 The rights and responsibilities of citizenship are reinforced in my child's school.

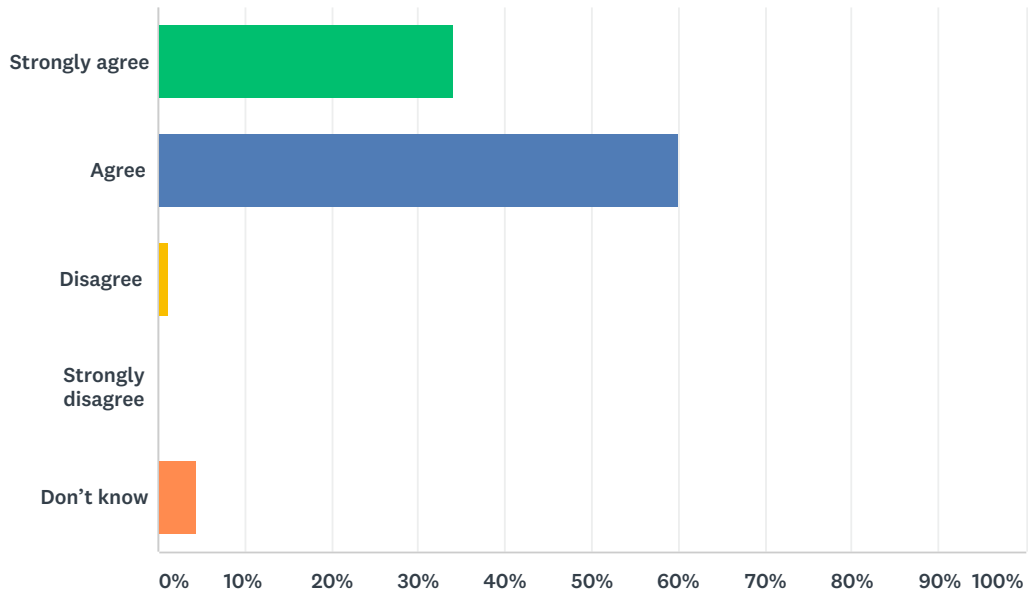
Answered: 159 Skipped: 9



ANSWER CHOICES	RESPONSES	
Strongly agree	17.61%	28
Agree	50.94%	81
Disagree	3.14%	5
Strongly disagree	0.63%	1
Don't know	27.67%	44
TOTAL		159

Q13 The school staff care about my child.

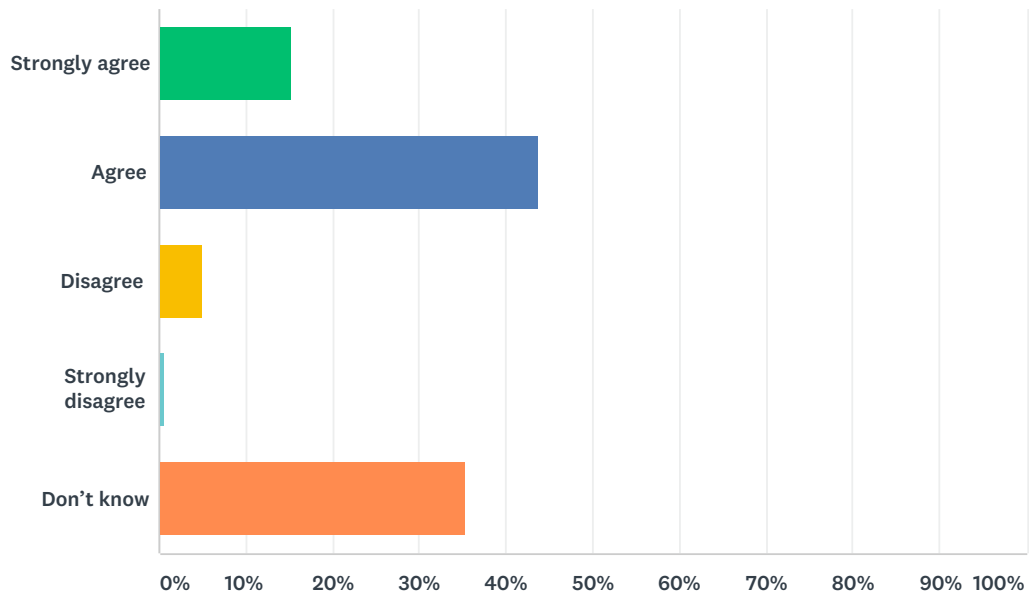
Answered: 158 Skipped: 10



ANSWER CHOICES	RESPONSES	
Strongly agree	34.18%	54
Agree	60.13%	95
Disagree	1.27%	2
Strongly disagree	0.00%	0
Don't know	4.43%	7
TOTAL		158

Q14 Discipline is handled in a fair and reasonable manner in my child's school.

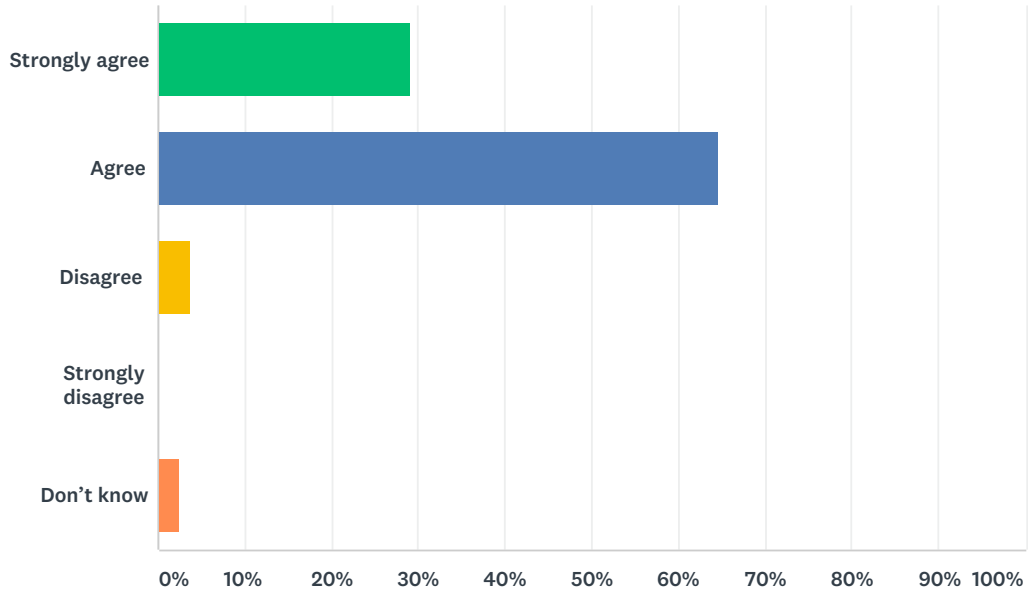
Answered: 158 Skipped: 10



ANSWER CHOICES	RESPONSES	
Strongly agree	15.19%	24
Agree	43.67%	69
Disagree	5.06%	8
Strongly disagree	0.63%	1
Don't know	35.44%	56
TOTAL		158

Q15 My child's school is safe.

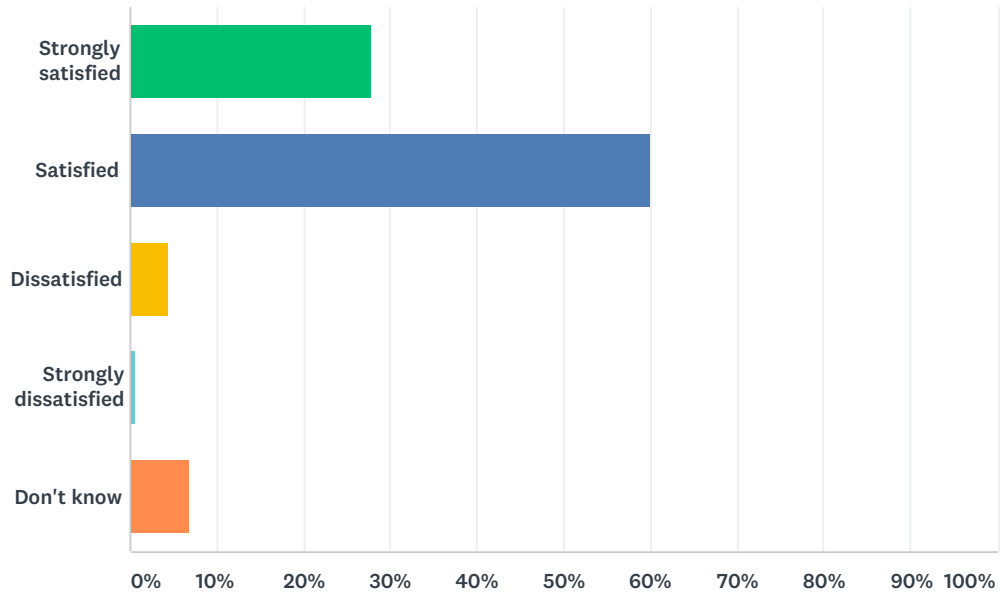
Answered: 158 Skipped: 10



ANSWER CHOICES	RESPONSES	
Strongly agree	29.11%	46
Agree	64.56%	102
Disagree	3.80%	6
Strongly disagree	0.00%	0
Don't know	2.53%	4
TOTAL		158

Q16 How satisfied are you with the resources available to support your child's learning?

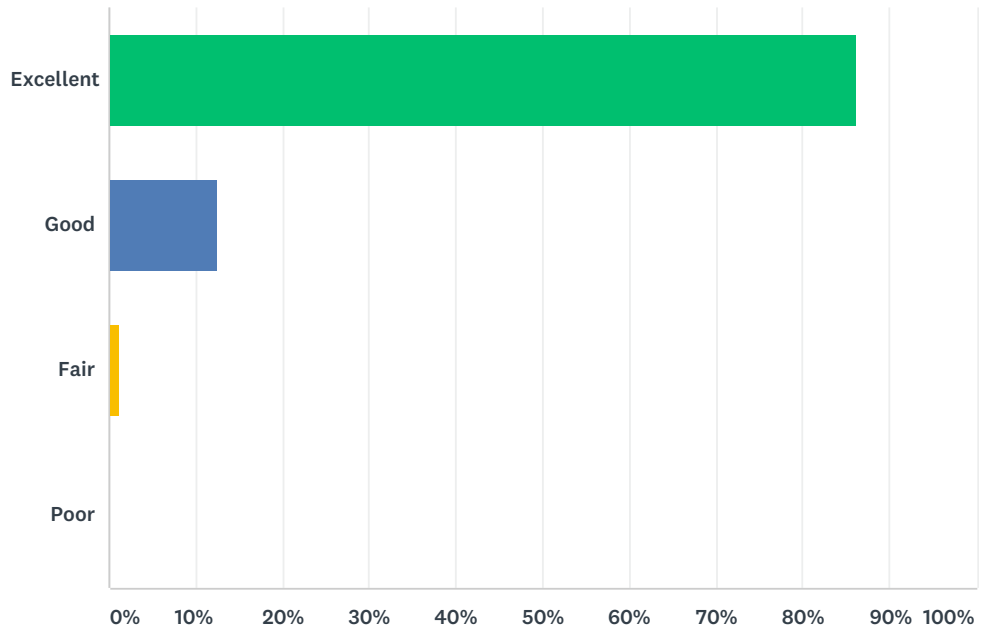
Answered: 158 Skipped: 10



ANSWER CHOICES	RESPONSES	
Strongly satisfied	27.85%	44
Satisfied	60.13%	95
Dissatisfied	4.43%	7
Strongly dissatisfied	0.63%	1
Don't know	6.96%	11
TOTAL		158

Q17 How would you rate the physical condition of your child's school?

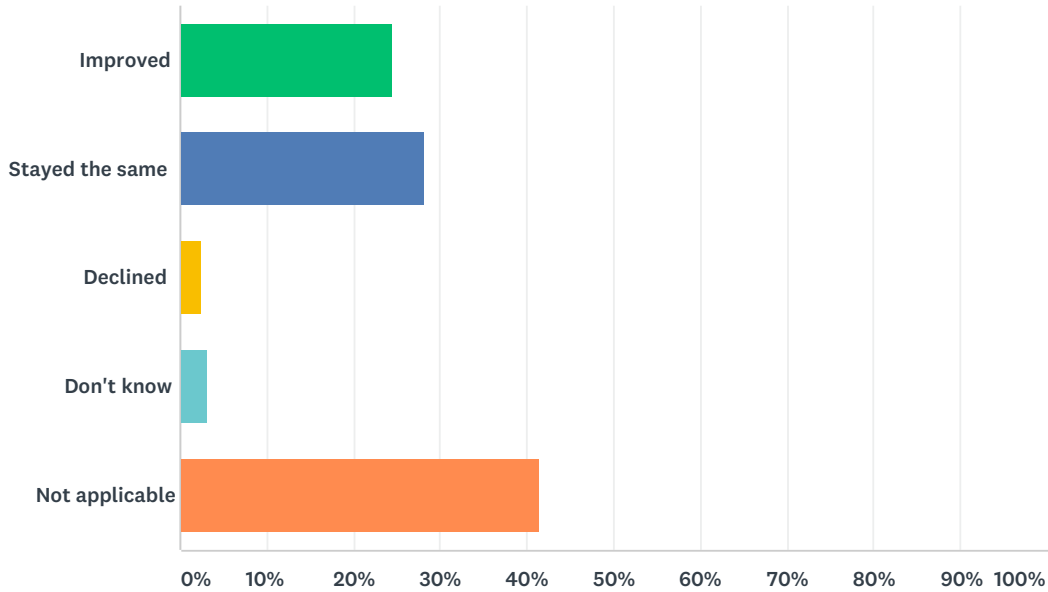
Answered: 159 Skipped: 9



ANSWER CHOICES	RESPONSES	
Excellent	86.16%	137
Good	12.58%	20
Fair	1.26%	2
Poor	0.00%	0
TOTAL		159

Q18 In your opinion, has the quality of education your child has experienced at school improved, stayed the same or declined in the past three years?

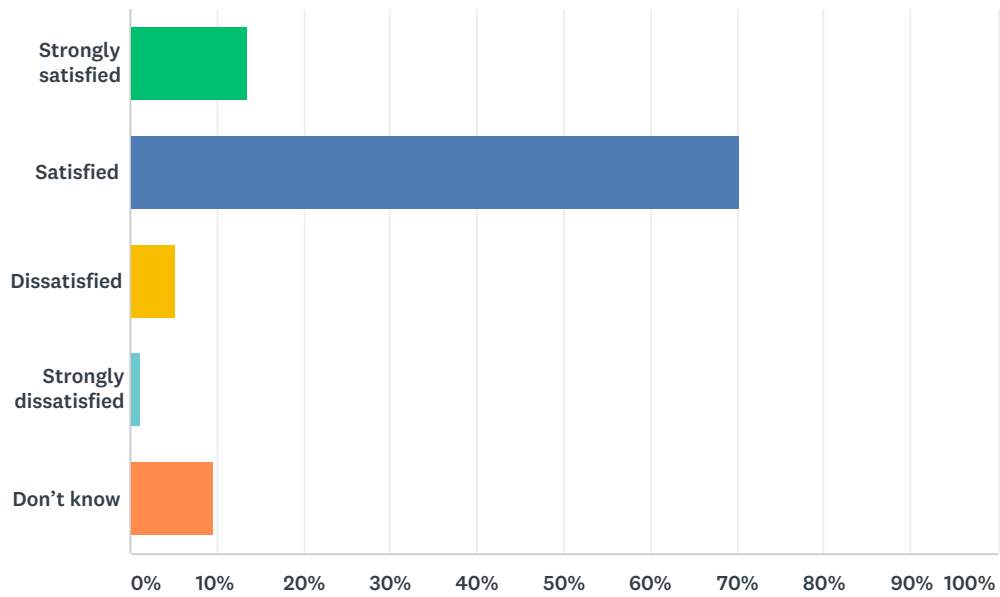
Answered: 159 Skipped: 9



ANSWER CHOICES	RESPONSES	
Improved	24.53%	39
Stayed the same	28.30%	45
Declined	2.52%	4
Don't know	3.14%	5
Not applicable	41.51%	66
TOTAL		159

Q19 How satisfied are you with the opportunity to be involved in decisions at your child's school?

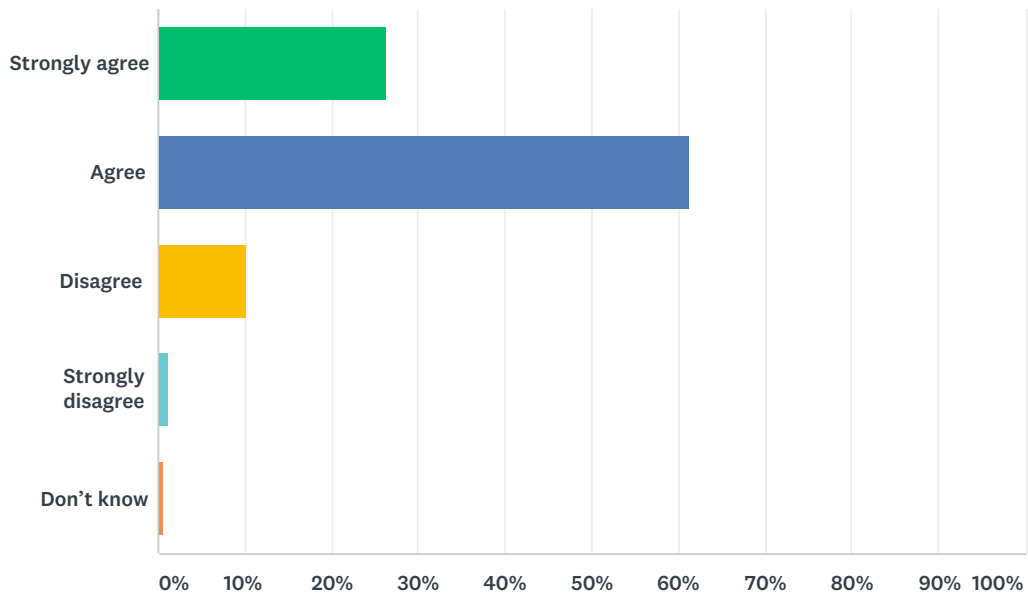
Answered: 155 Skipped: 13



ANSWER CHOICES	RESPONSES	
Strongly satisfied	13.55%	21
Satisfied	70.32%	109
Dissatisfied	5.16%	8
Strongly dissatisfied	1.29%	2
Don't know	9.68%	15
TOTAL		155

Q20 The school keeps me informed about my child's progress and achievement.

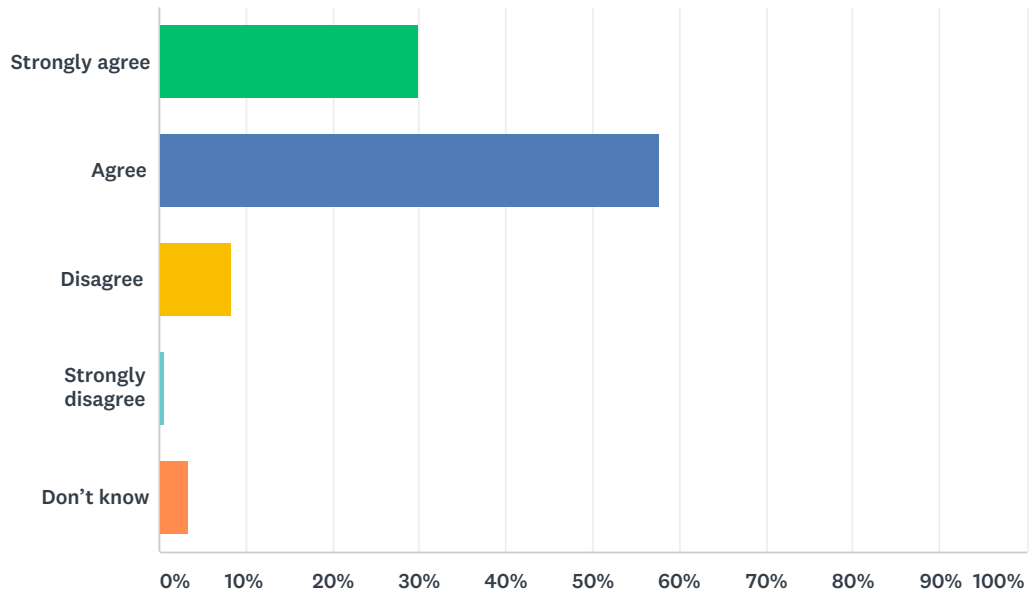
Answered: 155 Skipped: 13



ANSWER CHOICES	RESPONSES	
Strongly agree	26.45%	41
Agree	61.29%	95
Disagree	10.32%	16
Strongly disagree	1.29%	2
Don't know	0.65%	1
TOTAL		155

Q21 There is open and honest communication within my child's school.

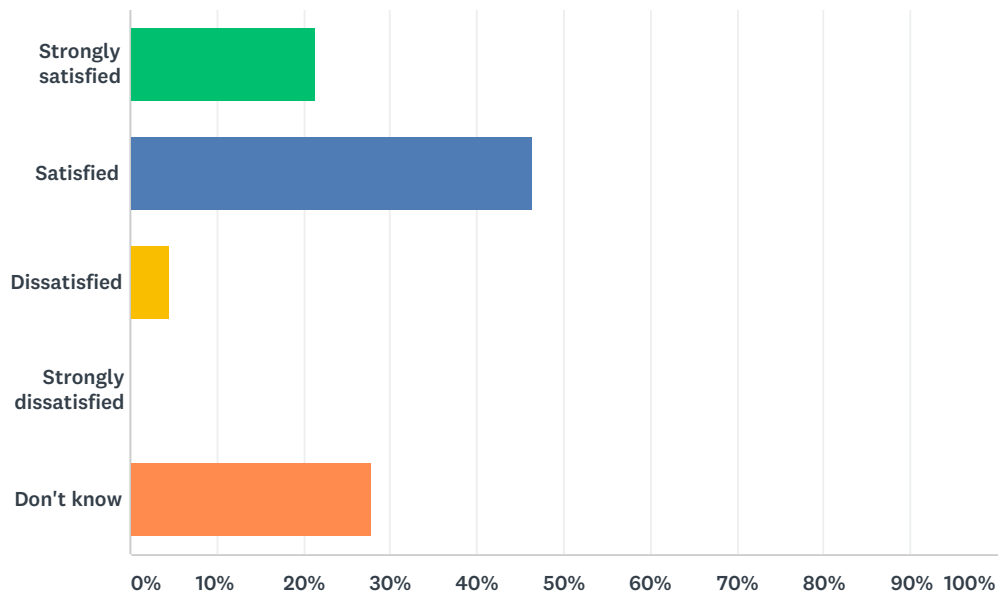
Answered: 154 Skipped: 14



ANSWER CHOICES	RESPONSES	
Strongly agree	29.87%	46
Agree	57.79%	89
Disagree	8.44%	13
Strongly disagree	0.65%	1
Don't know	3.25%	5
TOTAL		154

Q22 How satisfied are you with the community partnerships that may be established at your school? For example: Saffron, KEYS program, Green Certificate, lunch programs, after-school programs, RAP, Tools for School, Scratch Day, Entrepreneurial Adventure, scholarships/grants, etc.

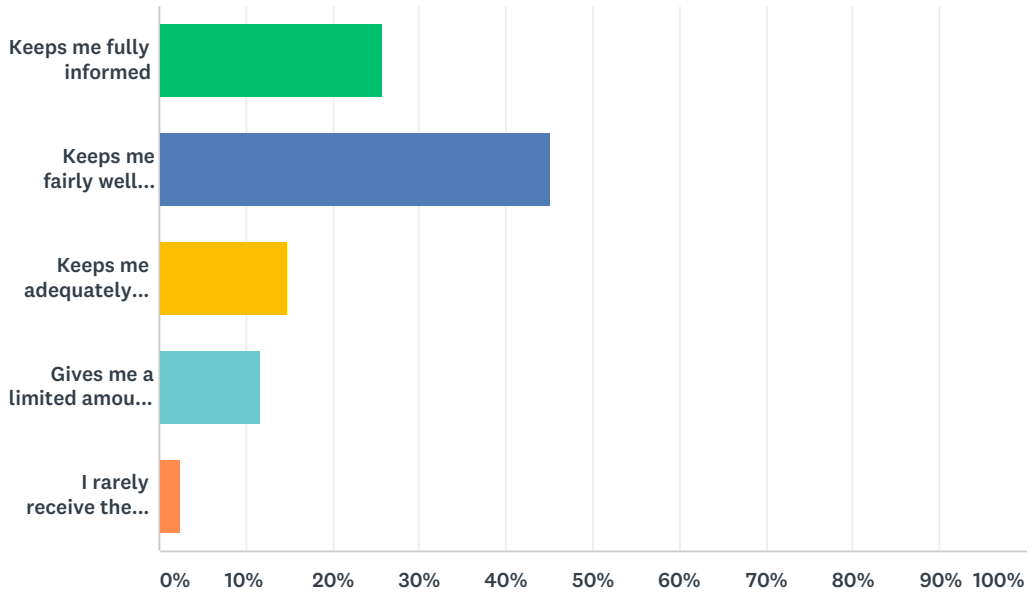
Answered: 155 Skipped: 13



ANSWER CHOICES	RESPONSES	
Strongly satisfied	21.29%	33
Satisfied	46.45%	72
Dissatisfied	4.52%	7
Strongly dissatisfied	0.00%	0
Don't know	27.74%	43
TOTAL		155

Q23 Elk Island Public Schools appreciates the opportunity to stay connected with parents about news, activities, programs and other matters of importance. What is your impression of the communication you receive from your child's school?

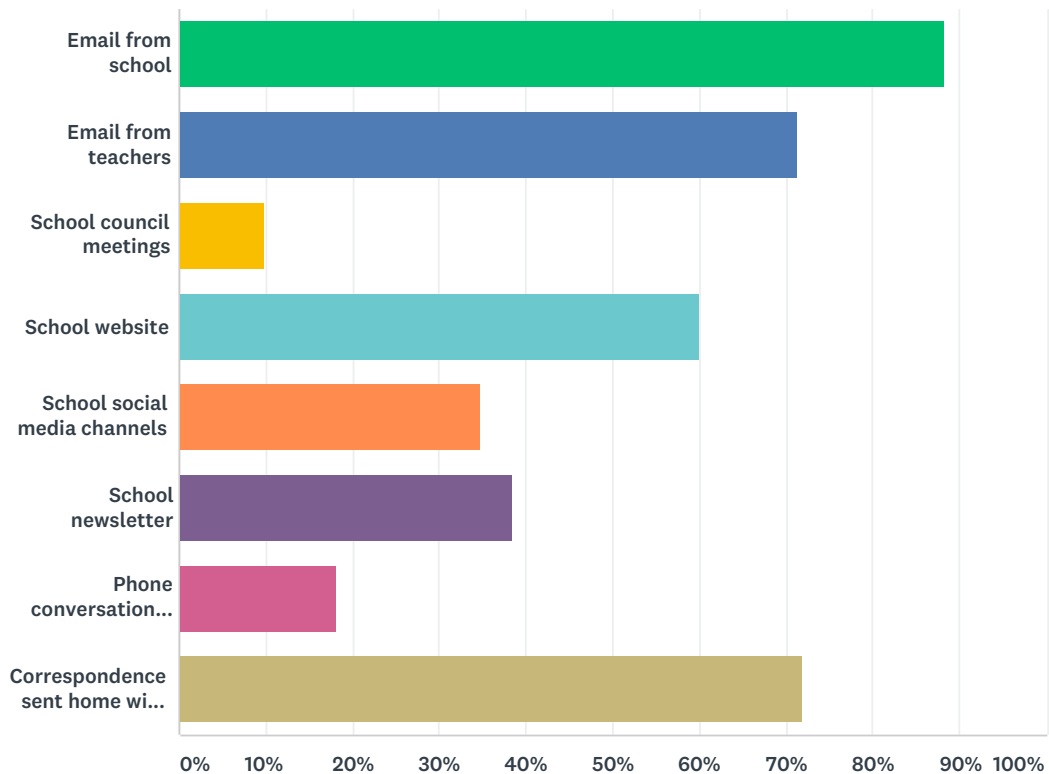
Answered: 155 Skipped: 13



ANSWER CHOICES	RESPONSES	
Keeps me fully informed	25.81%	40
Keeps me fairly well informed	45.16%	70
Keeps me adequately informed	14.84%	23
Gives me a limited amount of information	11.61%	18
I rarely receive the information I need	2.58%	4
TOTAL		155

Q24 Do you regularly make use of the following to keep up to date on school activities, programs, etc.? Check all that apply.

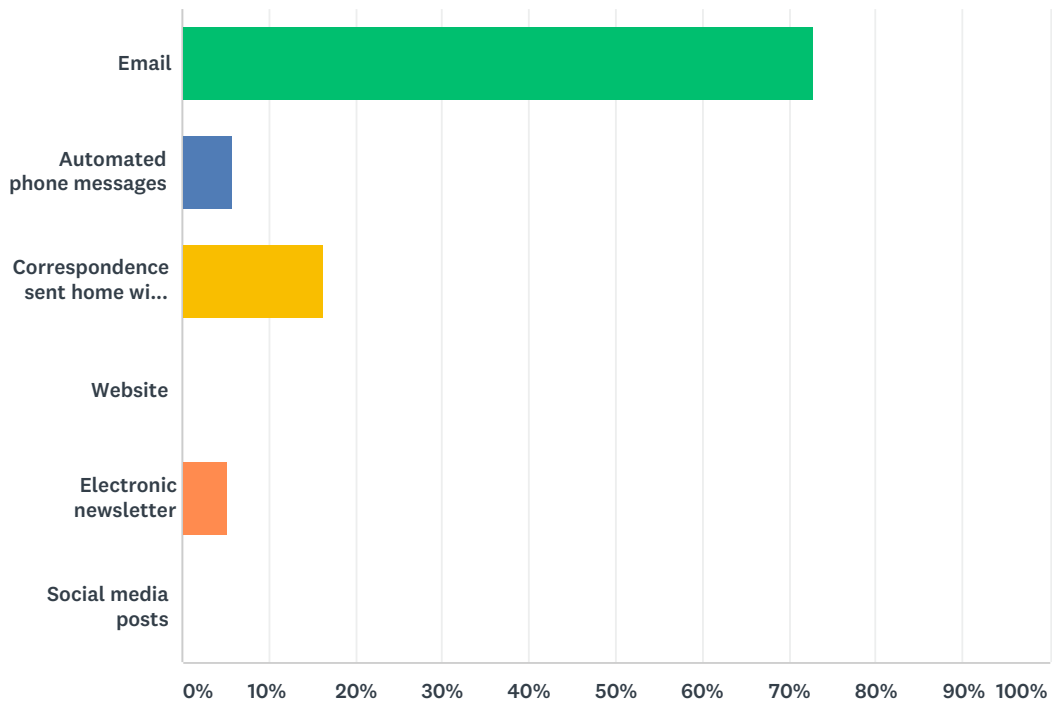
Answered: 153 Skipped: 15



ANSWER CHOICES	RESPONSES	
Email from school	88.24%	135
Email from teachers	71.24%	109
School council meetings	9.80%	15
School website	60.13%	92
School social media channels	34.64%	53
School newsletter	38.56%	59
Phone conversations with the school or teachers	18.30%	28
Correspondence sent home with your child	71.90%	110
Total Respondents: 153		

Q25 What is your most preferred method of communication from the school and Division?

Answered: 154 Skipped: 14

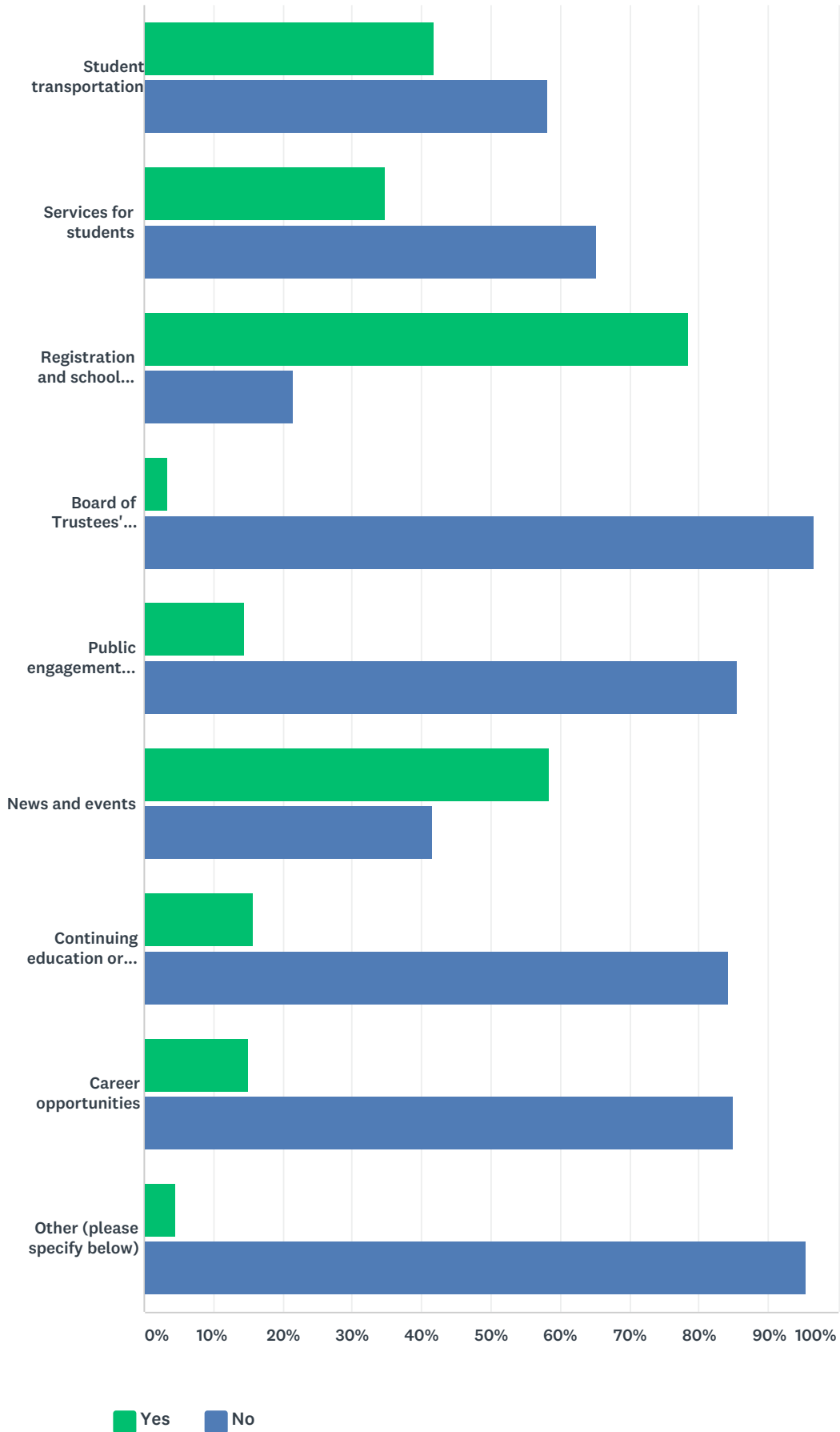


ANSWER CHOICES	RESPONSES	
Email	72.73%	112
Automated phone messages	5.84%	9
Correspondence sent home with your child	16.23%	25
Website	0.00%	0
Electronic newsletter	5.19%	8
Social media posts	0.00%	0
TOTAL		154

Q26 Do you visit the Division website (www.eips.ca) for information on:

Answered: 154 Skipped: 14

EIPS Parent Survey 2018-19



Yes No

YES	NO	TOTAL	WEIGHTED AVERAGE
-----	----	-------	------------------

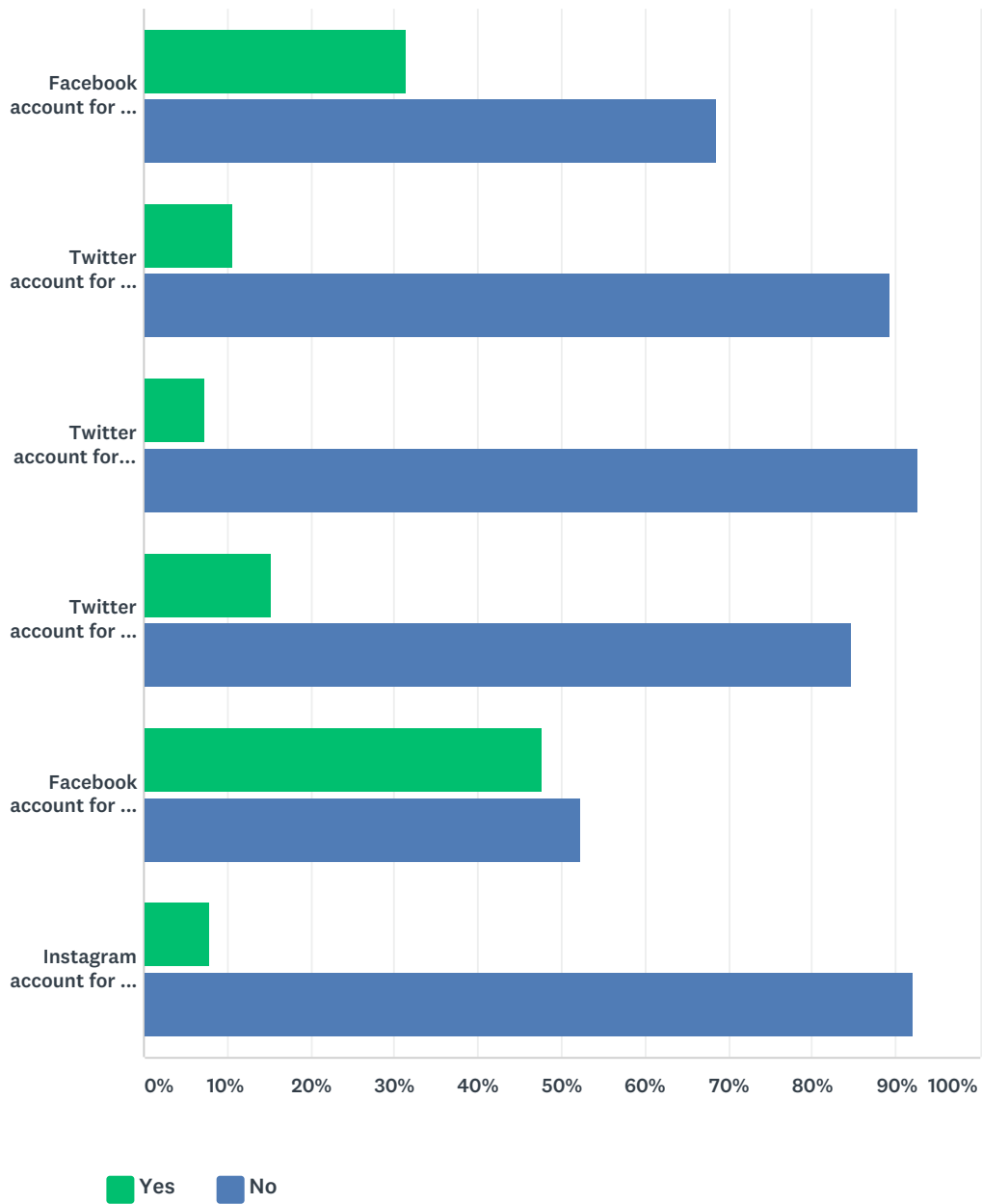
EIPS Parent Survey 2018-19

Student transportation	41.83% 64	58.17% 89	153	1.42
Services for students	34.64% 53	65.36% 100	153	1.35
Registration and school boundaries	78.43% 120	21.57% 33	153	1.78
Board of Trustees' meetings	3.31% 5	96.69% 146	151	1.03
Public engagement initiatives	14.38% 22	85.62% 131	153	1.14
News and events	58.44% 90	41.56% 64	154	1.58
Continuing education or summer courses	15.69% 24	84.31% 129	153	1.16
Career opportunities	15.13% 23	84.87% 129	152	1.15
Other (please specify below)	4.69% 6	95.31% 122	128	1.05

#	OTHER:	DATE
1	Events, school calendar	3/29/2019 11:33 PM
2	Calendar	3/20/2019 10:12 AM
3	Policies	3/12/2019 9:13 PM
4	Updates on Davidson Creek school construction	3/12/2019 8:23 AM
5	None	3/12/2019 7:53 AM
6	Timetable	3/11/2019 5:15 PM

Q27 The Division and schools often share news and information on social media. Do you follow:

Answered: 153 Skipped: 15



	YES	NO	TOTAL	WEIGHTED AVERAGE
Facebook account for the Division (Facebook.com/ElkIslandPublicSchools)	31.37% 48	68.63% 105	153	1.31
Twitter account for the Division (@eips)	10.60% 16	89.40% 135	151	1.11
Twitter account for EIPS Student Transportation (@eipsST)	7.33% 11	92.67% 139	150	1.07
Twitter account for my child's school	15.33% 23	84.67% 127	150	1.15

EIPS Parent Survey 2018-19

Facebook account for my child's school, if applicable	47.71%	52.29%		
	73	80	153	1.48
Instagram account for my child's school, if applicable	8.05%	91.95%		
	12	137	149	1.08
