


# Q1 What school does your child currently attend? For out-of-school learners, what is your child's home school?

Answered: 140 Skipped: 0



# EIPS Parent Survey 2020-21





EIPS Parent Survey 2020-21

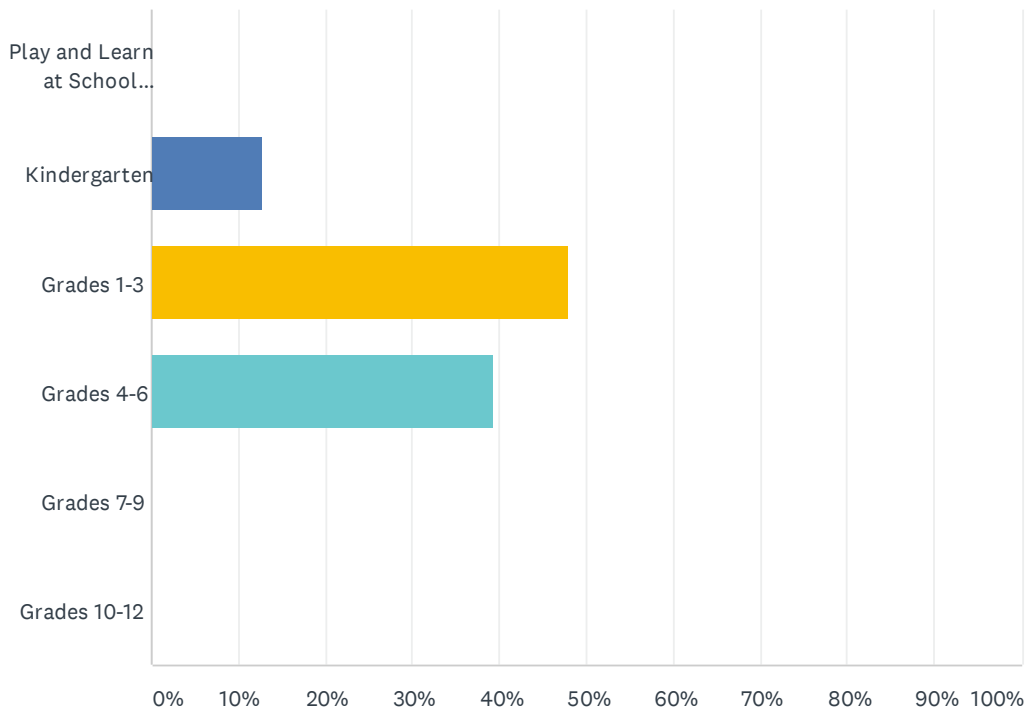
ANSWER CHOICES	RESPONSES	
A.L. Horton Elementary	0.00%	0
Andrew School	0.00%	0
Ardrossan Elementary	0.00%	0
Ardrossan Junior Senior High	0.00%	0
Bev Facey Community High	0.00%	0
Brentwood Elementary	0.00%	0
Bruderheim School	0.00%	0
Clover Bar Junior High	0.00%	0
Davidson Creek Elementary	100.00%	140
École Campbelltown	0.00%	0
École Parc Élémentaire	0.00%	0
F.R. Haythorne Junior High	0.00%	0
Fort Saskatchewan Christian	0.00%	0
Fort Saskatchewan Elementary	0.00%	0
Fort Saskatchewan High	0.00%	0
Fultonvale Elementary Junior High	0.00%	0
Glen Allan Elementary	0.00%	0
Heritage Hills Elementary	0.00%	0
James Mowat Elementary	0.00%	0
Lakeland Ridge	0.00%	0
Lamont Elementary	0.00%	0
Lamont High	0.00%	0
Mills Haven Elementary	0.00%	0
Mundare School	0.00%	0
Next Step/Outreach	0.00%	0
Pine Street Elementary	0.00%	0
Rudolph Hennig Junior High	0.00%	0
Salisbury Composite High	0.00%	0
Sherwood Heights Junior High	0.00%	0
SouthPointe School	0.00%	0
Strathcona Christian Academy Elementary	0.00%	0
Strathcona Christian Academy Secondary	0.00%	0
Uncas Elementary	0.00%	0

# EIPS Parent Survey 2020-21

Vegreville Composite High	0.00%	0
Wes Hosford Elementary	0.00%	0
Westboro Elementary	0.00%	0
Win Ferguson Elementary	0.00%	0
Woodbridge Farms Elementary	0.00%	0
<b>TOTAL</b>		<b>140</b>

## Q2 What grade is your child currently in?

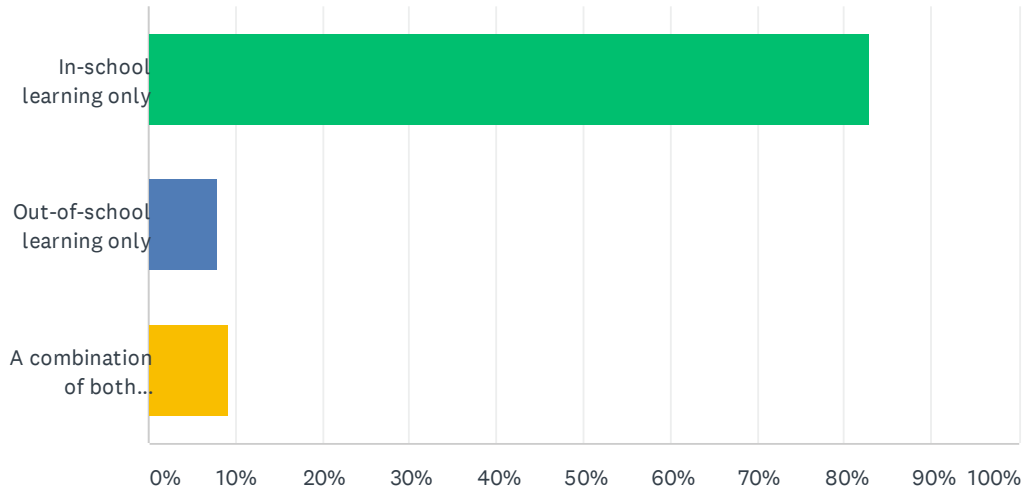
Answered: 140 Skipped: 0



ANSWER CHOICES	RESPONSES	
Play and Learn at School (PALS)	0.00%	0
Kindergarten	12.86%	18
Grades 1-3	47.86%	67
Grades 4-6	39.29%	55
Grades 7-9	0.00%	0
Grades 10-12	0.00%	0
<b>TOTAL</b>		<b>140</b>

Q3 A number of times this year, you could choose in-school or out-of-school learning for your child. What type of learning did you choose for you child this year? When answering this question, disregard the requirement to move to out-of-school learning when mandated by the Government of Alberta or if your child was required to temporarily self-isolate after being identified as a close contact of a confirmed case of COVID-19.

Answered: 140 Skipped: 0



ANSWER CHOICES	RESPONSES	
In-school learning only	82.86%	116
Out-of-school learning only	7.86%	11
A combination of both in-school and out-of-school learning	9.29%	13
TOTAL		140

## Q4 As a result of being in the Play and Learn at School (PALS) program, my child's demonstrating growth in their development.

Answered: 0 Skipped: 140

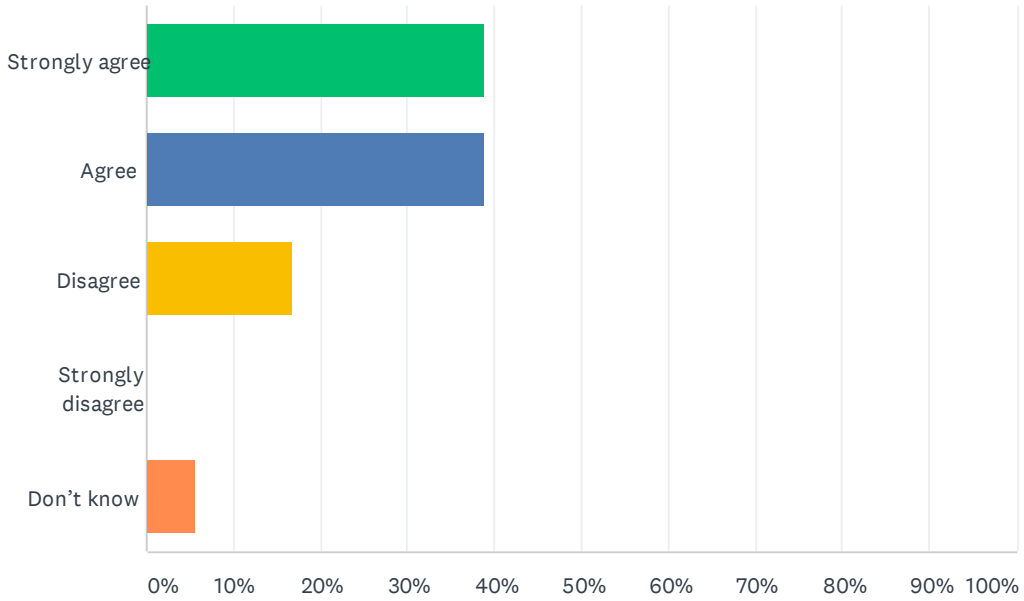
 No matching responses.

ANSWER CHOICES	RESPONSES
Strongly agree	0.00% 0
Agree	0.00% 0
Disagree	0.00% 0
Strongly disagree	0.00% 0
Don't know	0.00% 0
TOTAL	0



### Q5 As a result of being in the Kindergarten program, my child's becoming ready to enter Grade 1.

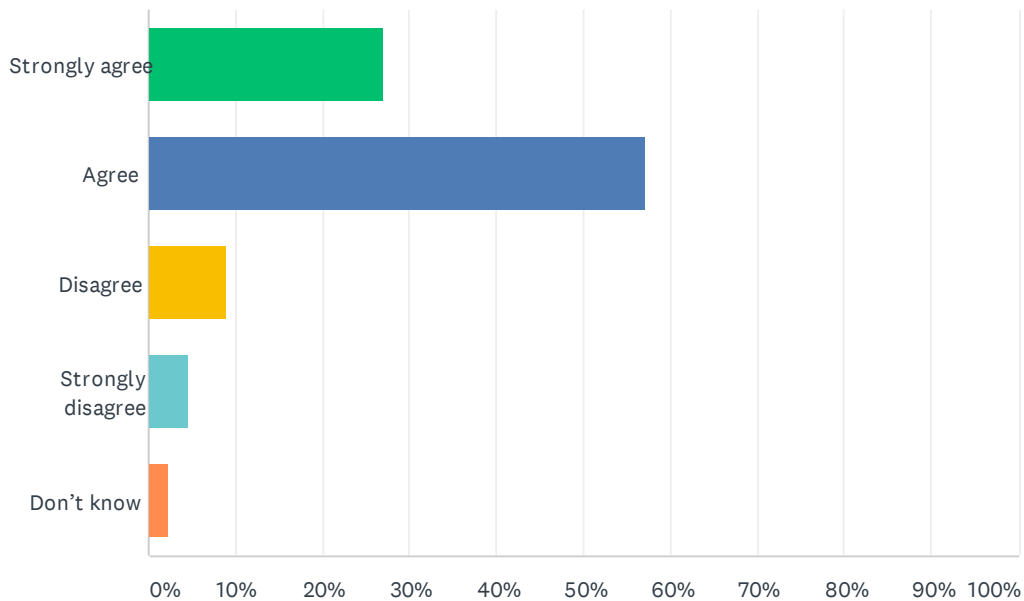
Answered: 18 Skipped: 122



ANSWER CHOICES	RESPONSES
Strongly agree	38.89% 7
Agree	38.89% 7
Disagree	16.67% 3
Strongly disagree	0.00% 0
Don't know	5.56% 1
<b>TOTAL</b>	<b>18</b>

## Q6 My child's individual needs are met.

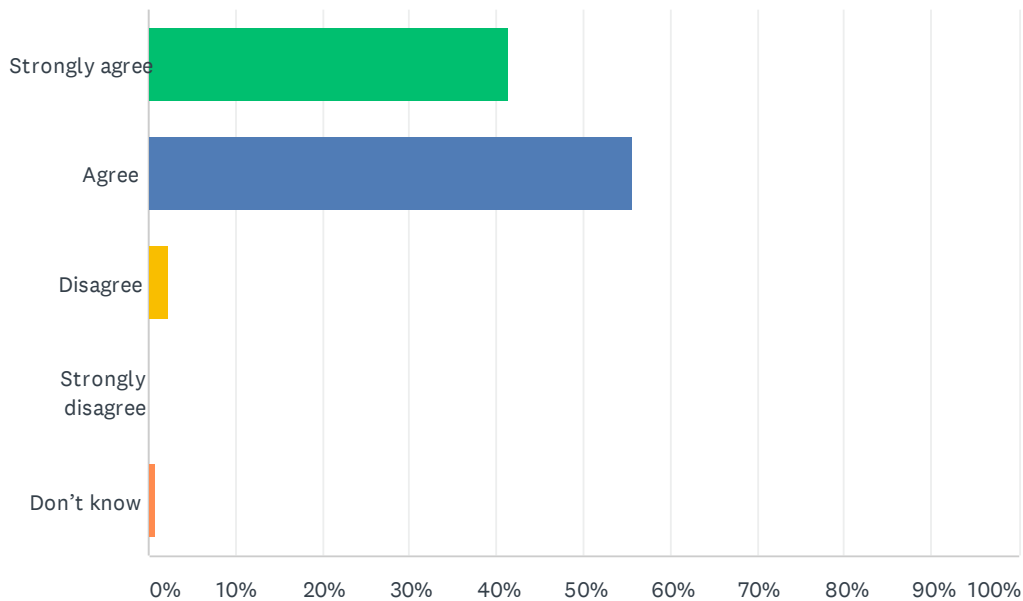
Answered: 133 Skipped: 7



ANSWER CHOICES	RESPONSES	
Strongly agree	27.07%	36
Agree	57.14%	76
Disagree	9.02%	12
Strongly disagree	4.51%	6
Don't know	2.26%	3
<b>TOTAL</b>		<b>133</b>

### Q7 My child's encouraged to do their best.

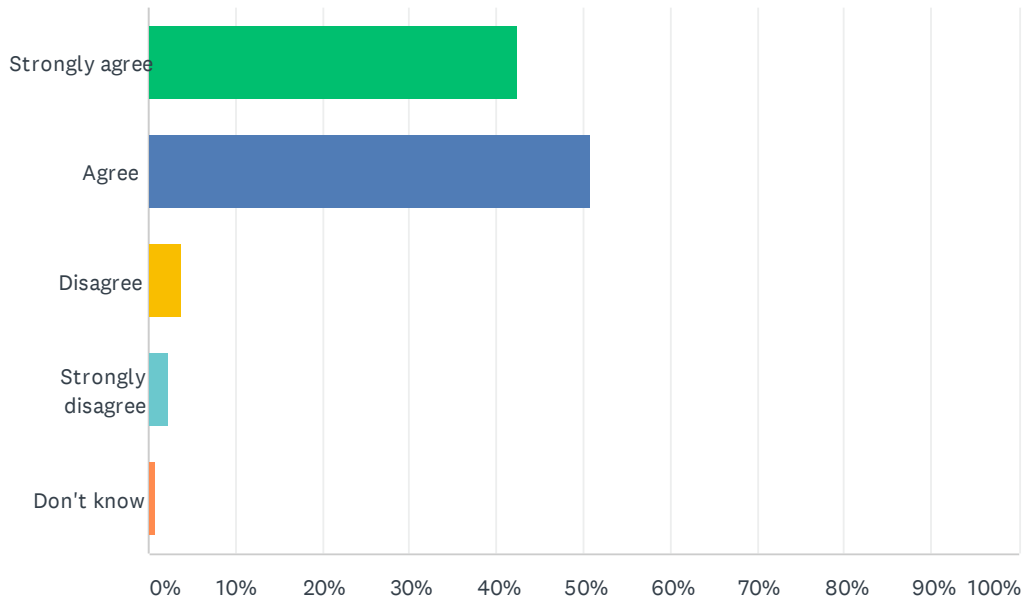
Answered: 133 Skipped: 7



ANSWER CHOICES	RESPONSES	
Strongly agree	41.35%	55
Agree	55.64%	74
Disagree	2.26%	3
Strongly disagree	0.00%	0
Don't know	0.75%	1
<b>TOTAL</b>		<b>133</b>

## Q8 My child's demonstrating growth in literacy.

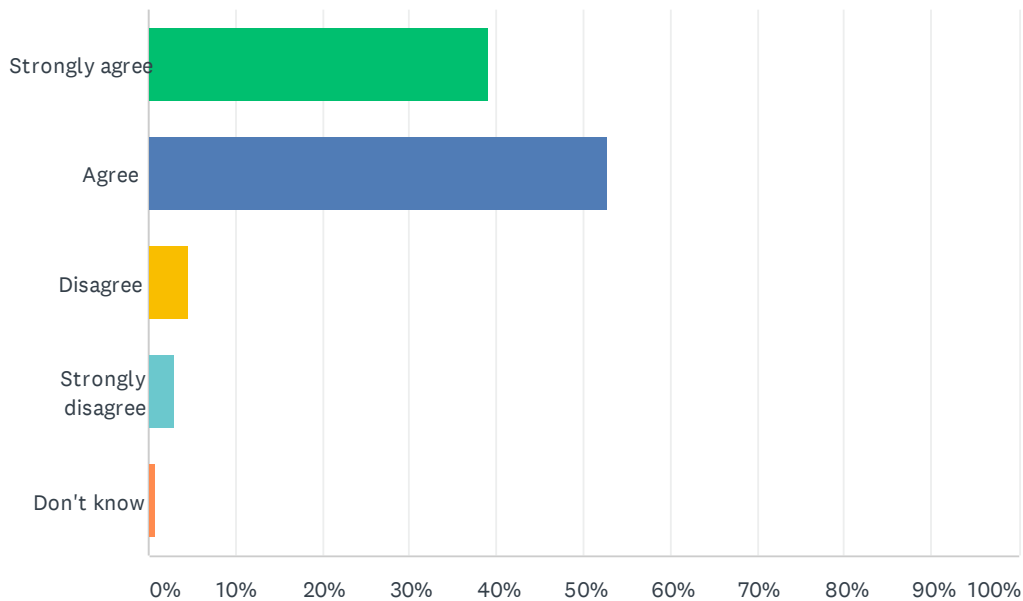
Answered: 132 Skipped: 8



ANSWER CHOICES	RESPONSES	
Strongly agree	42.42%	56
Agree	50.76%	67
Disagree	3.79%	5
Strongly disagree	2.27%	3
Don't know	0.76%	1
<b>TOTAL</b>		<b>132</b>

### Q9 My child's demonstrating growth in numeracy.

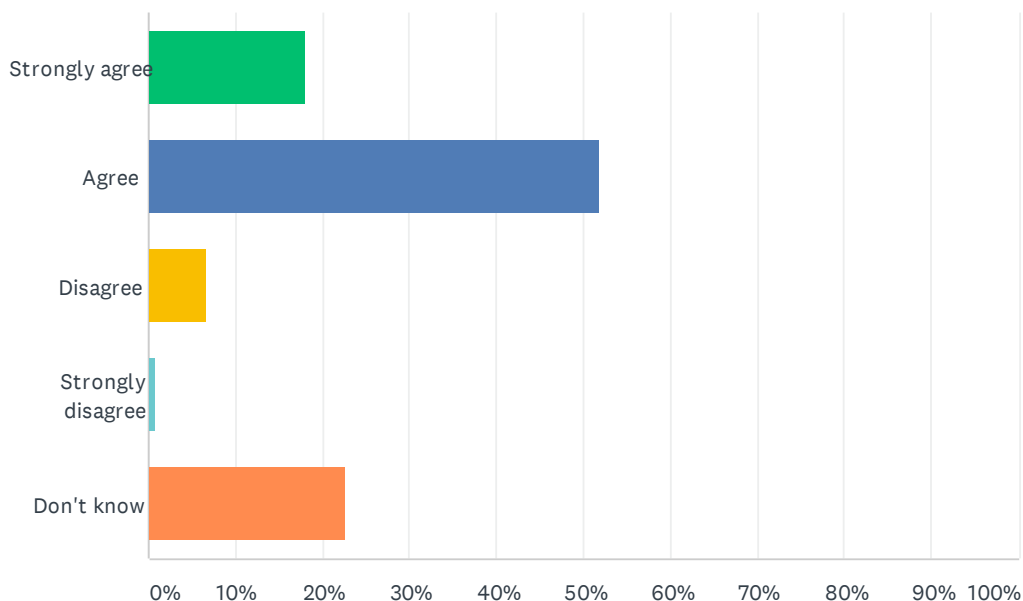
Answered: 133 Skipped: 7



ANSWER CHOICES	RESPONSES	
Strongly agree	39.10%	52
Agree	52.63%	70
Disagree	4.51%	6
Strongly disagree	3.01%	4
Don't know	0.75%	1
<b>TOTAL</b>		<b>133</b>

## Q10 My child has an understanding of First Nations, Métis and Inuit culture and history.

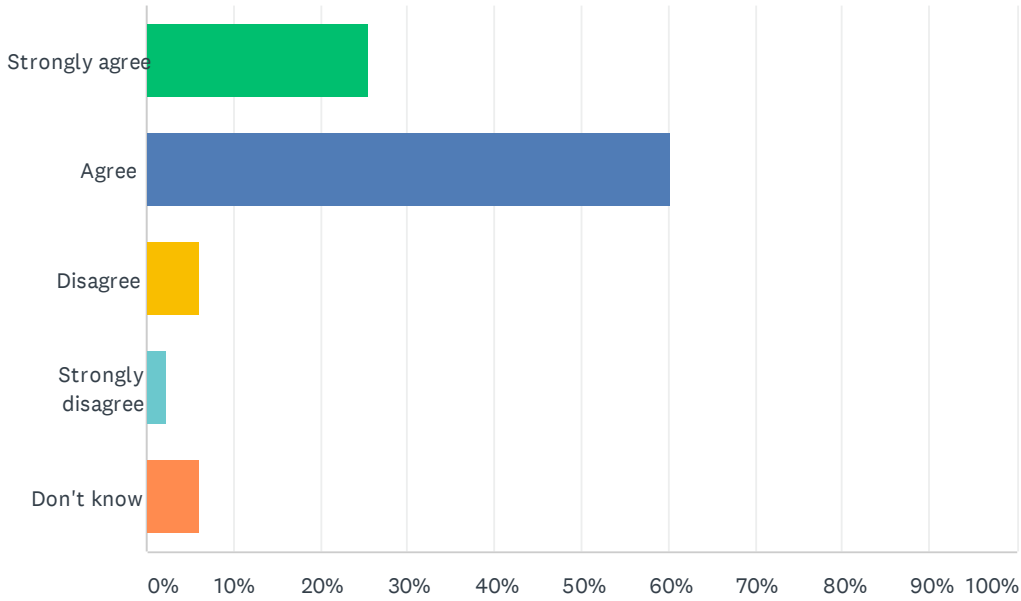
Answered: 133 Skipped: 7



ANSWER CHOICES	RESPONSES	
Strongly agree	18.05%	24
Agree	51.88%	69
Disagree	6.77%	9
Strongly disagree	0.75%	1
Don't know	22.56%	30
<b>TOTAL</b>		<b>133</b>

### Q11 My child's learning the knowledge, skills and attitudes necessary to be successful in life.

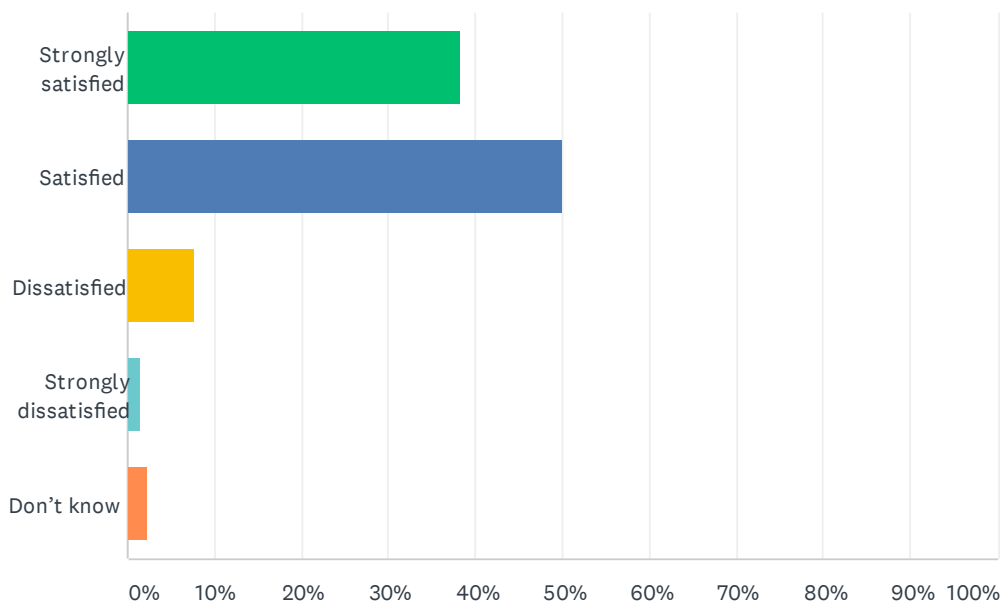
Answered: 133 Skipped: 7



ANSWER CHOICES	RESPONSES	
Strongly agree	25.56%	34
Agree	60.15%	80
Disagree	6.02%	8
Strongly disagree	2.26%	3
Don't know	6.02%	8
<b>TOTAL</b>		<b>133</b>

## Q12 How satisfied are you with the quality of education your child's receiving at school?

Answered: 128 Skipped: 12

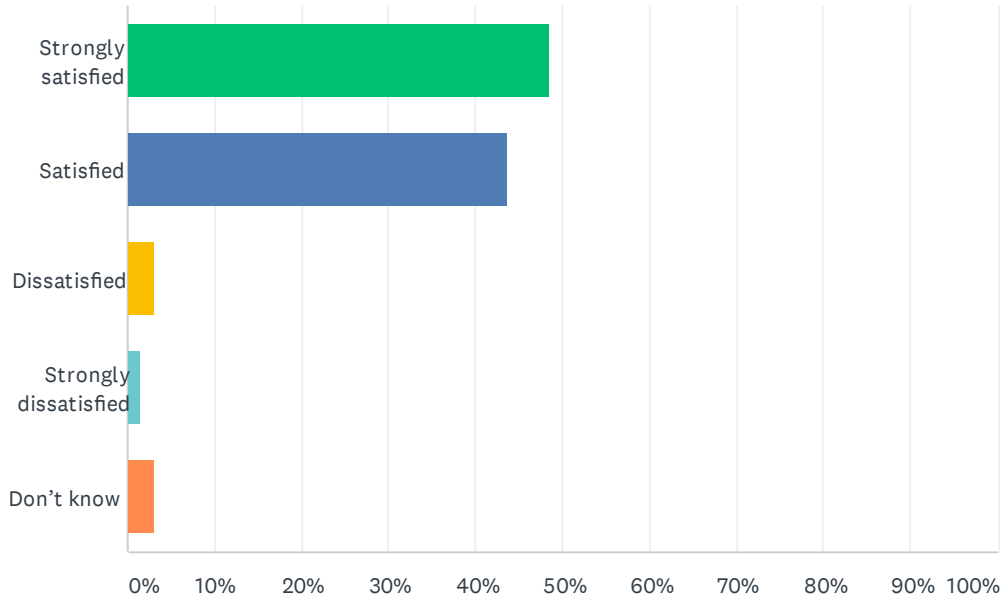


ANSWER CHOICES	RESPONSES	
Strongly satisfied	38.28%	49
Satisfied	50.00%	64
Dissatisfied	7.81%	10
Strongly dissatisfied	1.56%	2
Don't know	2.34%	3
<b>TOTAL</b>		<b>128</b>



## Q13 How satisfied are you with the quality of teaching at your child's school?

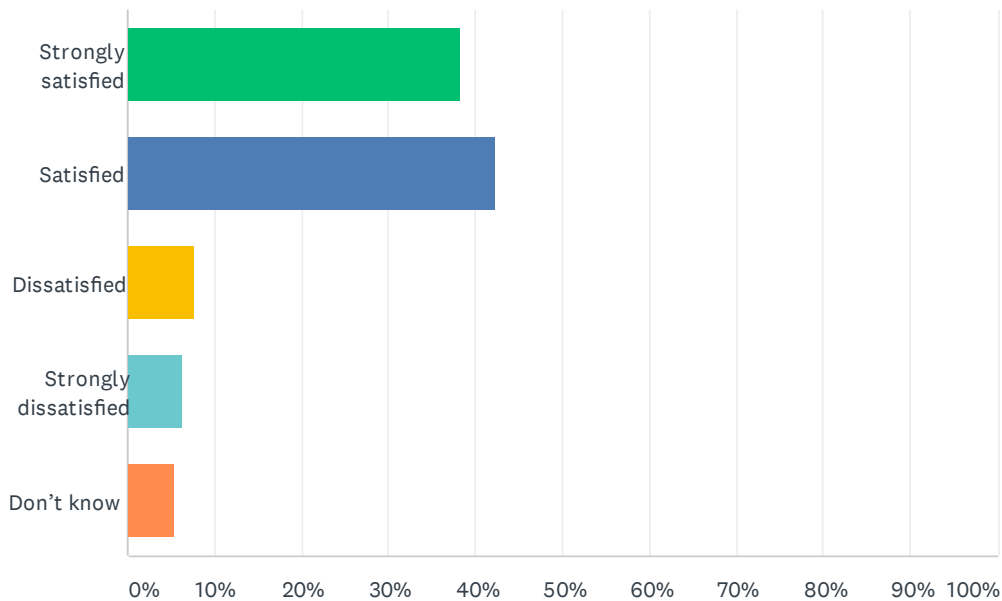
Answered: 128 Skipped: 12



ANSWER CHOICES	RESPONSES	
Strongly satisfied	48.44%	62
Satisfied	43.75%	56
Dissatisfied	3.13%	4
Strongly dissatisfied	1.56%	2
Don't know	3.13%	4
<b>TOTAL</b>		<b>128</b>

## Q14 How satisfied are you with the leadership at your child's school?

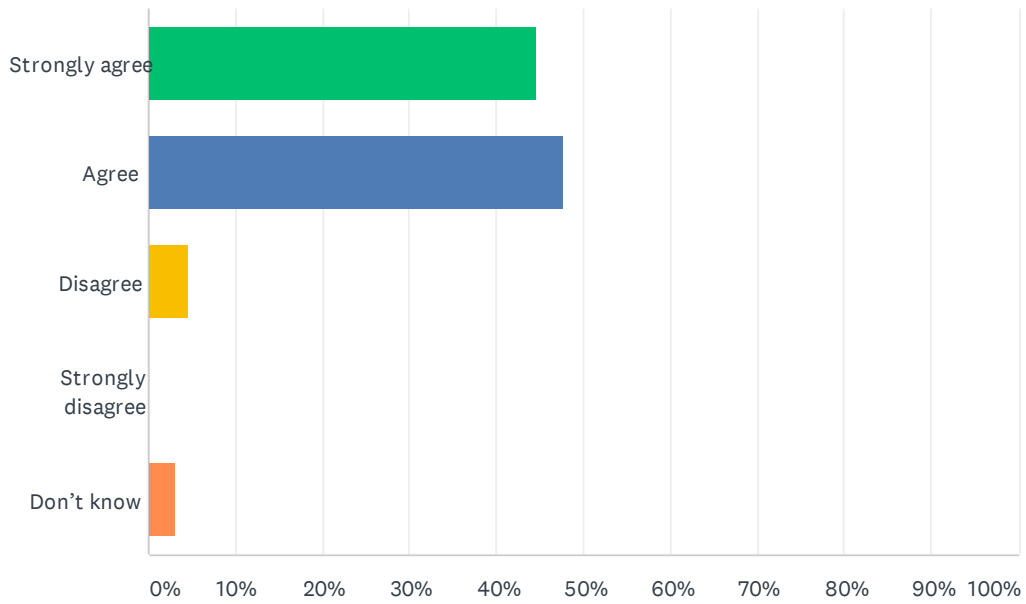
Answered: 128 Skipped: 12



ANSWER CHOICES	RESPONSES	
Strongly satisfied	38.28%	49
Satisfied	42.19%	54
Dissatisfied	7.81%	10
Strongly dissatisfied	6.25%	8
Don't know	5.47%	7
<b>TOTAL</b>		<b>128</b>

## Q15 My child’s school encourages my child to be a responsible, respectful and engaged citizen.

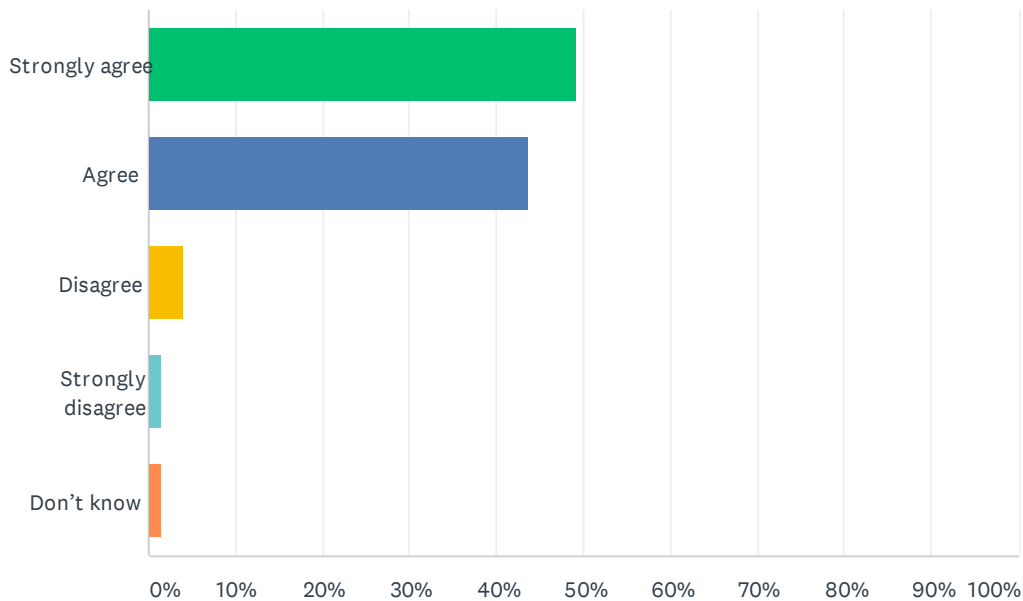
Answered: 128 Skipped: 12



ANSWER CHOICES	RESPONSES	
Strongly agree	44.53%	57
Agree	47.66%	61
Disagree	4.69%	6
Strongly disagree	0.00%	0
Don't know	3.13%	4
<b>TOTAL</b>		<b>128</b>

## Q16 School staff care about my child.

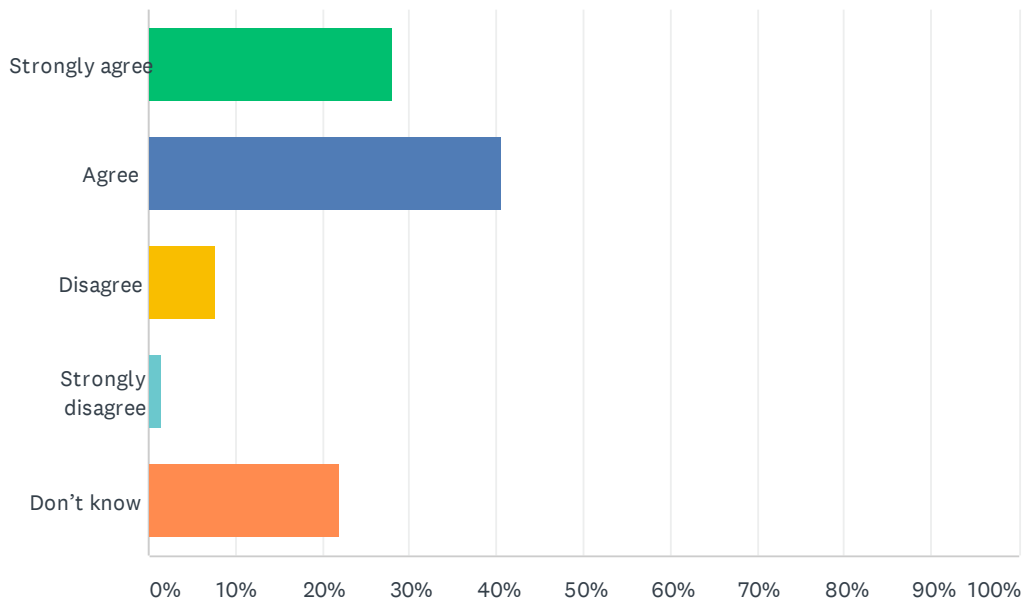
Answered: 128 Skipped: 12



ANSWER CHOICES	RESPONSES	
Strongly agree	49.22%	63
Agree	43.75%	56
Disagree	3.91%	5
Strongly disagree	1.56%	2
Don't know	1.56%	2
<b>TOTAL</b>		<b>128</b>

## Q17 My child's school handles discipline fairly and reasonably.

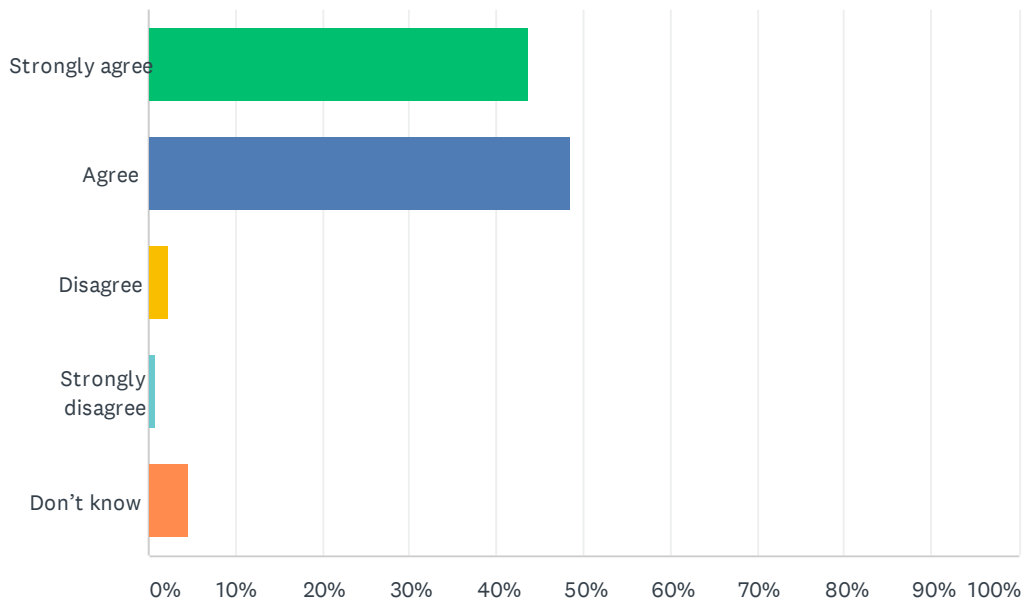
Answered: 128 Skipped: 12



ANSWER CHOICES	RESPONSES	
Strongly agree	28.13%	36
Agree	40.63%	52
Disagree	7.81%	10
Strongly disagree	1.56%	2
Don't know	21.88%	28
<b>TOTAL</b>		<b>128</b>

## Q18 My child's school is safe.

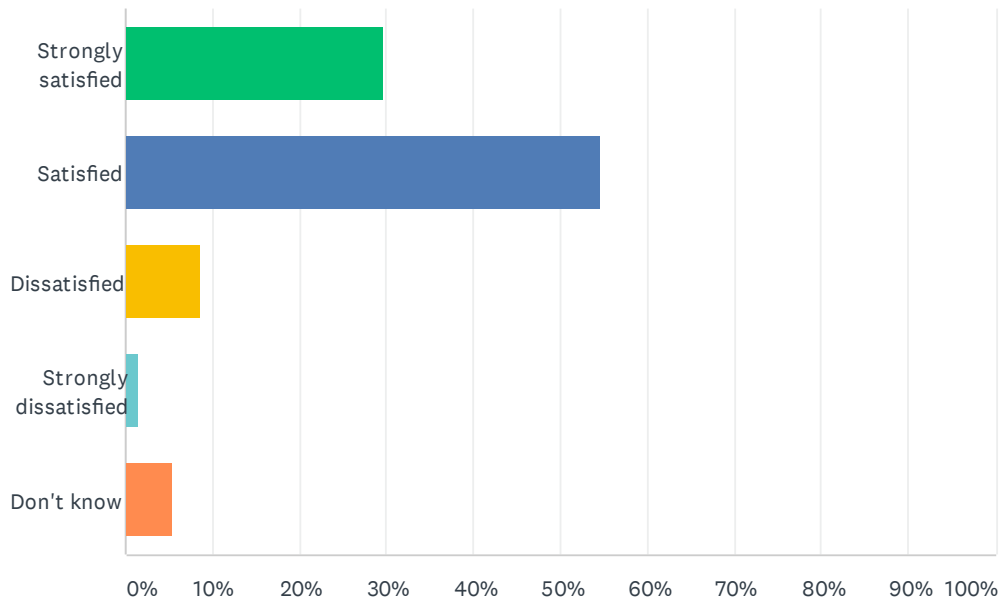
Answered: 128 Skipped: 12



ANSWER CHOICES	RESPONSES	
Strongly agree	43.75%	56
Agree	48.44%	62
Disagree	2.34%	3
Strongly disagree	0.78%	1
Don't know	4.69%	6
<b>TOTAL</b>		<b>128</b>

## Q19 How satisfied are you with the resources available to support your child's learning?

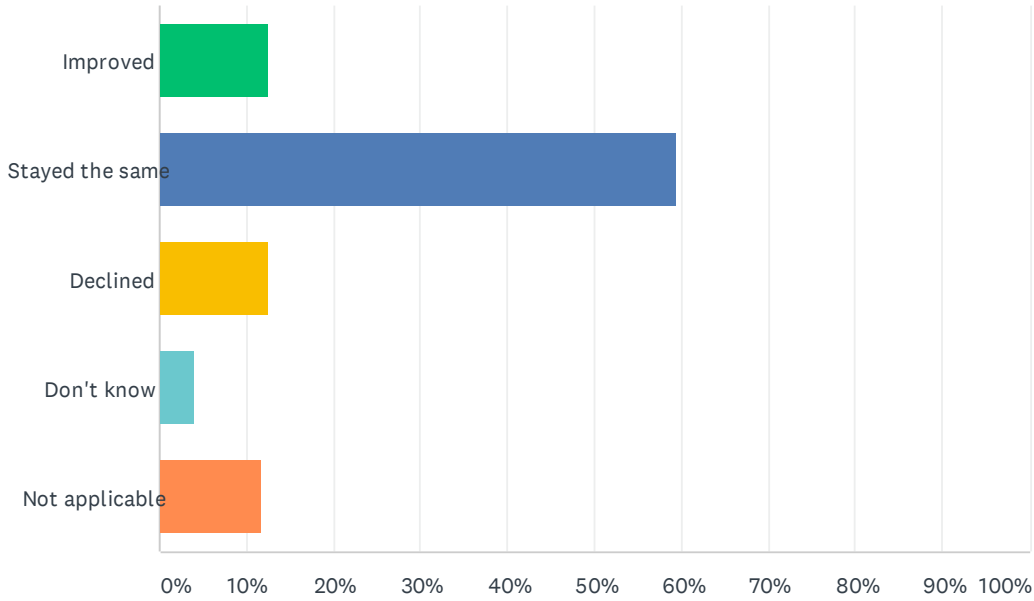
Answered: 128 Skipped: 12



ANSWER CHOICES	RESPONSES	
Strongly satisfied	29.69%	38
Satisfied	54.69%	70
Dissatisfied	8.59%	11
Strongly dissatisfied	1.56%	2
Don't know	5.47%	7
<b>TOTAL</b>		<b>128</b>

## Q20 In your opinion, has the quality of education your child experienced improved, stayed the same or declined in the past three years?

Answered: 128 Skipped: 12

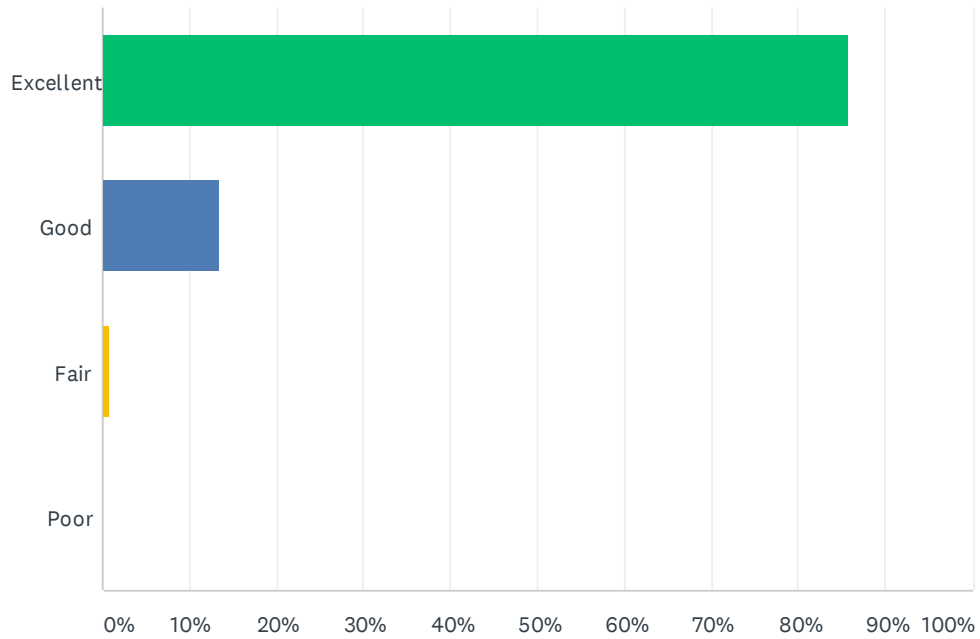


ANSWER CHOICES	RESPONSES	
Improved	12.50%	16
Stayed the same	59.38%	76
Declined	12.50%	16
Don't know	3.91%	5
Not applicable	11.72%	15
<b>TOTAL</b>		<b>128</b>



## Q21 How do you rate the physical condition of your child's school?

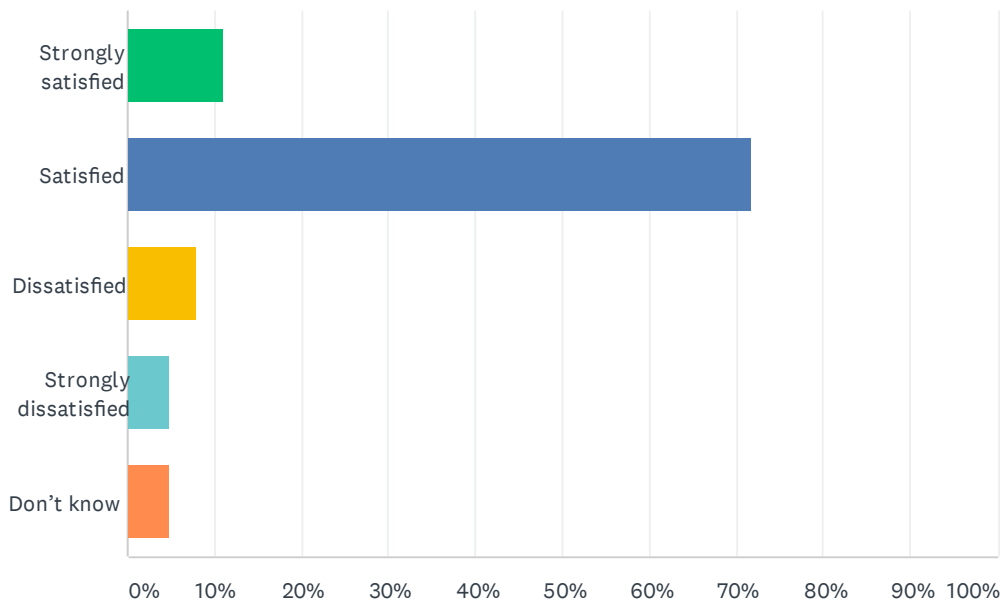
Answered: 127 Skipped: 13



ANSWER CHOICES	RESPONSES	
Excellent	85.83%	109
Good	13.39%	17
Fair	0.79%	1
Poor	0.00%	0
<b>TOTAL</b>		<b>127</b>

## Q22 How satisfied are you with the opportunities provided to be involved in your child's education?

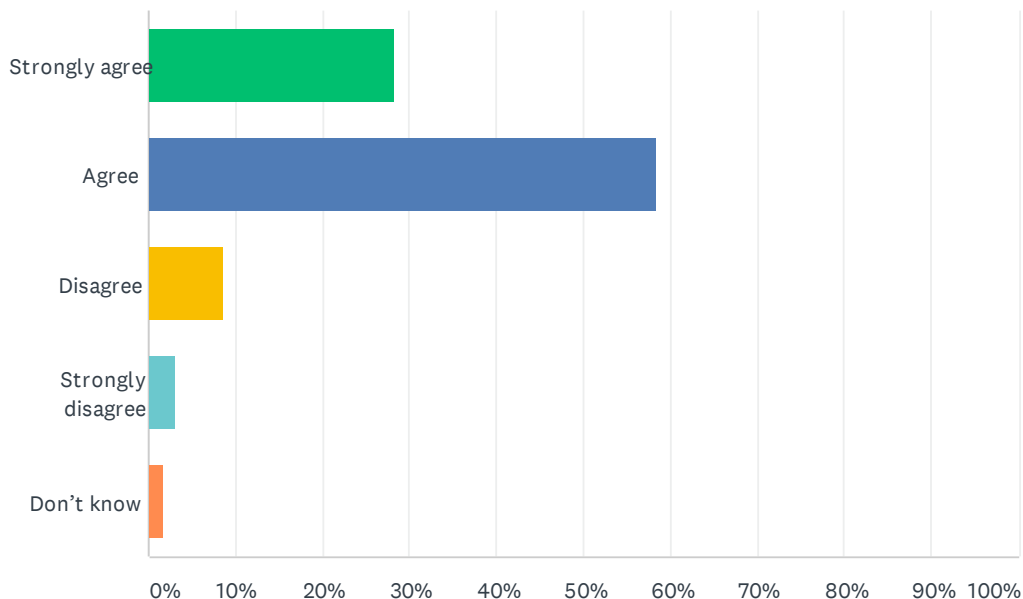
Answered: 127 Skipped: 13



ANSWER CHOICES	RESPONSES	
Strongly satisfied	11.02%	14
Satisfied	71.65%	91
Dissatisfied	7.87%	10
Strongly dissatisfied	4.72%	6
Don't know	4.72%	6
<b>TOTAL</b>		<b>127</b>

## Q23 The school keeps me informed about my child's progress and achievement.

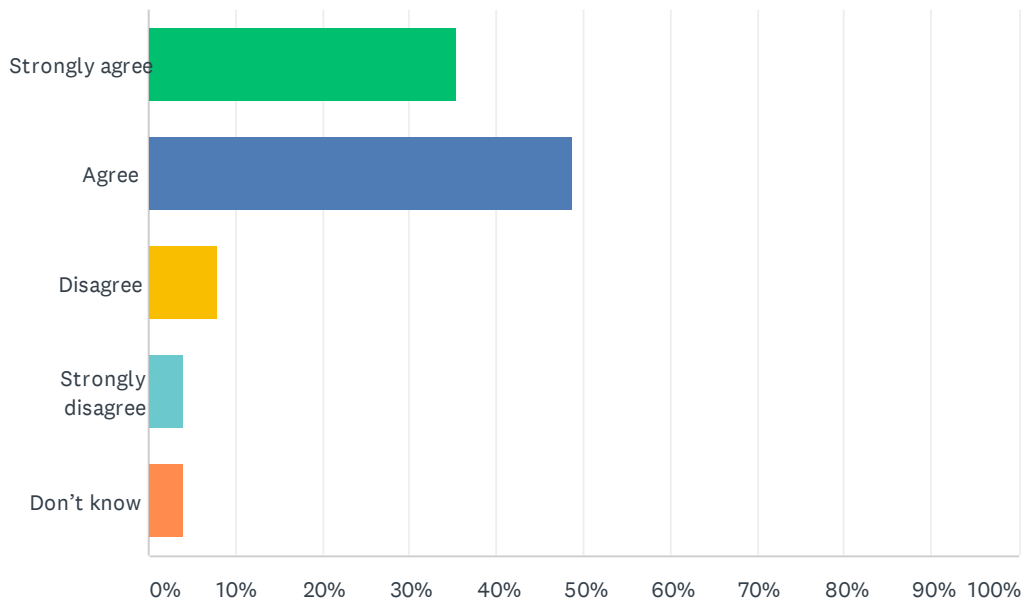
Answered: 127 Skipped: 13



ANSWER CHOICES	RESPONSES	
Strongly agree	28.35%	36
Agree	58.27%	74
Disagree	8.66%	11
Strongly disagree	3.15%	4
Don't know	1.57%	2
<b>TOTAL</b>		<b>127</b>

## Q24 There is open and honest communication within my child's school.

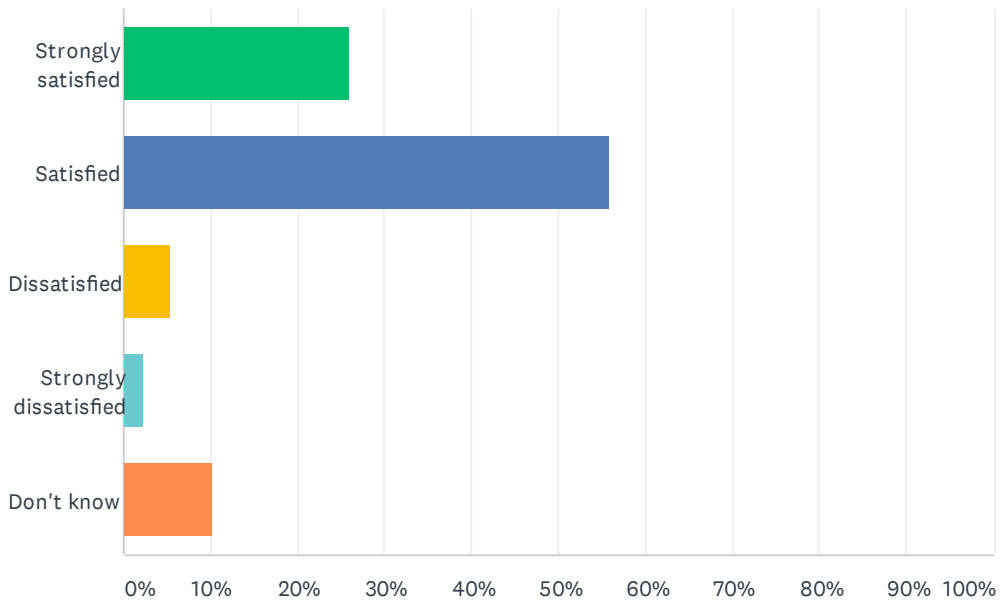
Answered: 127 Skipped: 13



ANSWER CHOICES	RESPONSES	
Strongly agree	35.43%	45
Agree	48.82%	62
Disagree	7.87%	10
Strongly disagree	3.94%	5
Don't know	3.94%	5
<b>TOTAL</b>		<b>127</b>

## Q25 How satisfied are you with the Division’s commitment to engaging families in matters that affect public education?

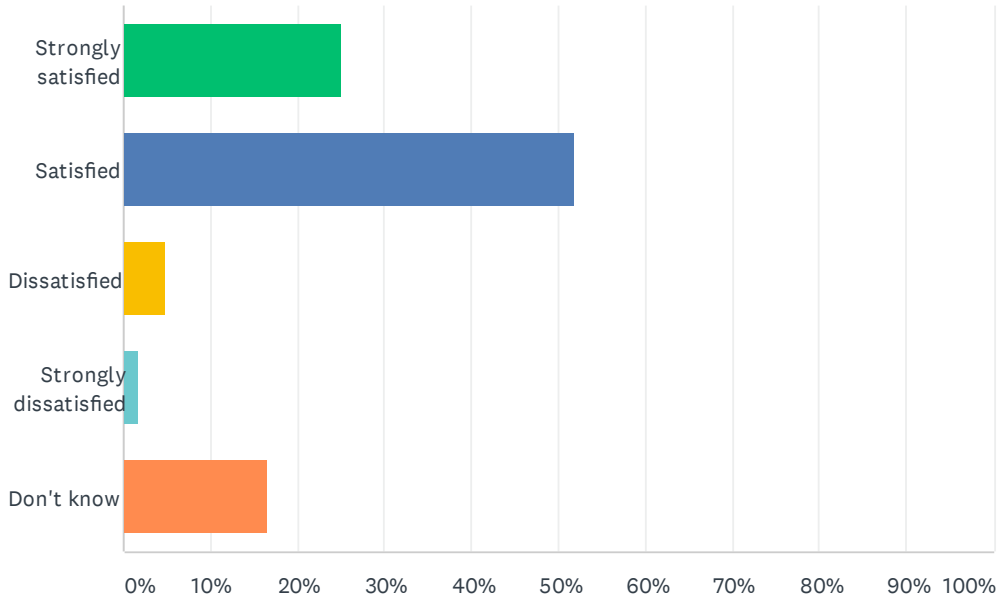
Answered: 127 Skipped: 13



ANSWER CHOICES	RESPONSES	
Strongly satisfied	25.98%	33
Satisfied	55.91%	71
Dissatisfied	5.51%	7
Strongly dissatisfied	2.36%	3
Don't know	10.24%	13
<b>TOTAL</b>		<b>127</b>

## Q26 How satisfied are you with the Division’s commitment to advocating for public education?

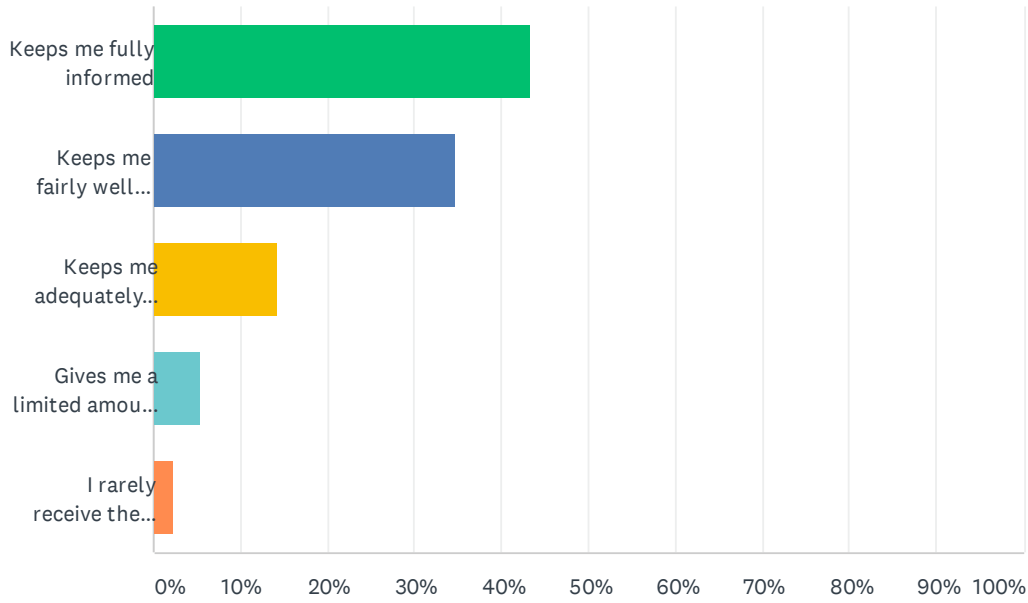
Answered: 127 Skipped: 13



ANSWER CHOICES	RESPONSES	
Strongly satisfied	25.20%	32
Satisfied	51.97%	66
Dissatisfied	4.72%	6
Strongly dissatisfied	1.57%	2
Don't know	16.54%	21
<b>TOTAL</b>		<b>127</b>

Q27 Elk Island Public Schools appreciates the opportunity to stay connected with parents about news, activities, programs and other matters of importance. What is your impression of the communication you receive from your child's school?

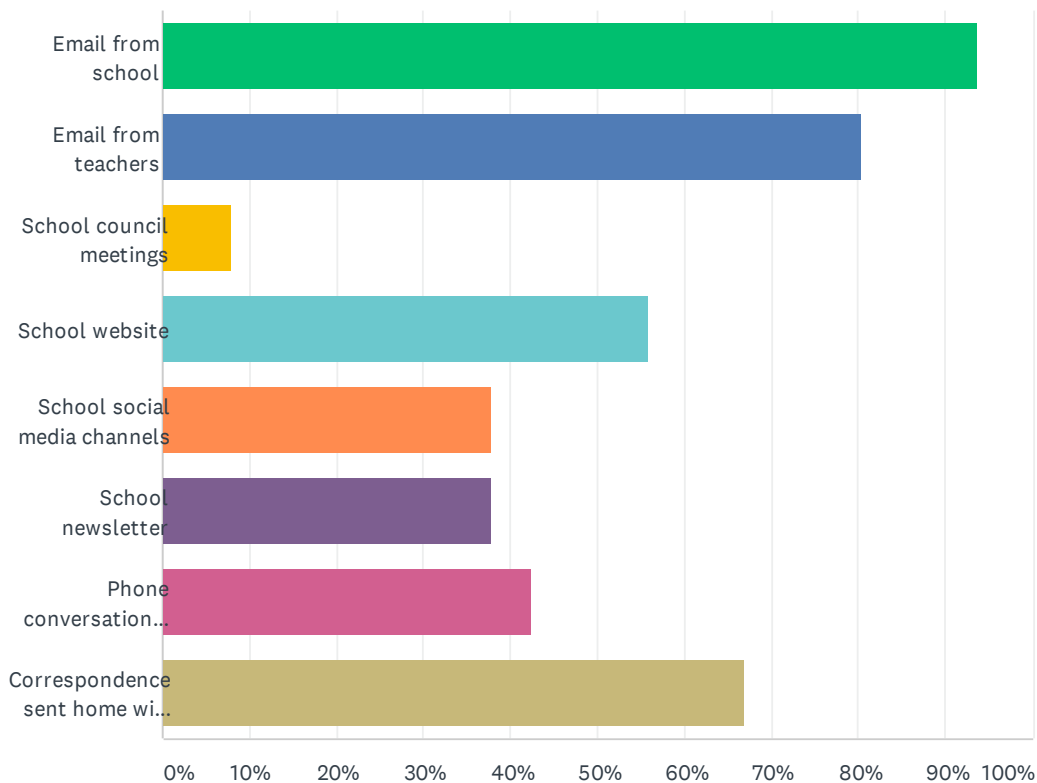
Answered: 127 Skipped: 13



ANSWER CHOICES	RESPONSES	
Keeps me fully informed	43.31%	55
Keeps me fairly well informed	34.65%	44
Keeps me adequately informed	14.17%	18
Gives me a limited amount of information	5.51%	7
I rarely receive the information I need	2.36%	3
<b>TOTAL</b>		<b>127</b>

### Q28 Do you regularly make use of the following to keep up to date on school activities, programs, etc.? Check all that apply.

Answered: 127 Skipped: 13

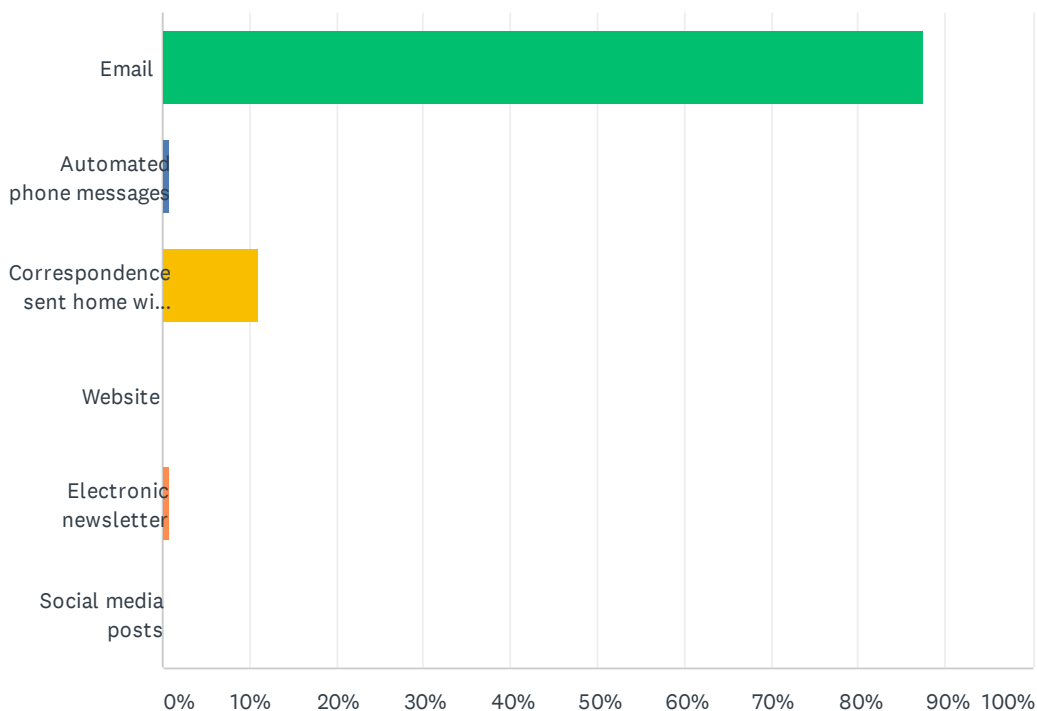


ANSWER CHOICES	RESPONSES	
Email from school	93.70%	119
Email from teachers	80.31%	102
School council meetings	7.87%	10
School website	55.91%	71
School social media channels	37.80%	48
School newsletter	37.80%	48
Phone conversations with the school or teachers	42.52%	54
Correspondence sent home with my child	66.93%	85
Total Respondents: 127		



## Q29 What is your most preferred method of communication from the school and Division?

Answered: 127 Skipped: 13



ANSWER CHOICES	RESPONSES	
Email	87.40%	111
Automated phone messages	0.79%	1
Correspondence sent home with my child	11.02%	14
Website	0.00%	0
Electronic newsletter	0.79%	1
Social media posts	0.00%	0
<b>TOTAL</b>		<b>127</b>

Q30 Do you visit the Division website ([www.eips.ca](http://www.eips.ca)) for information on:

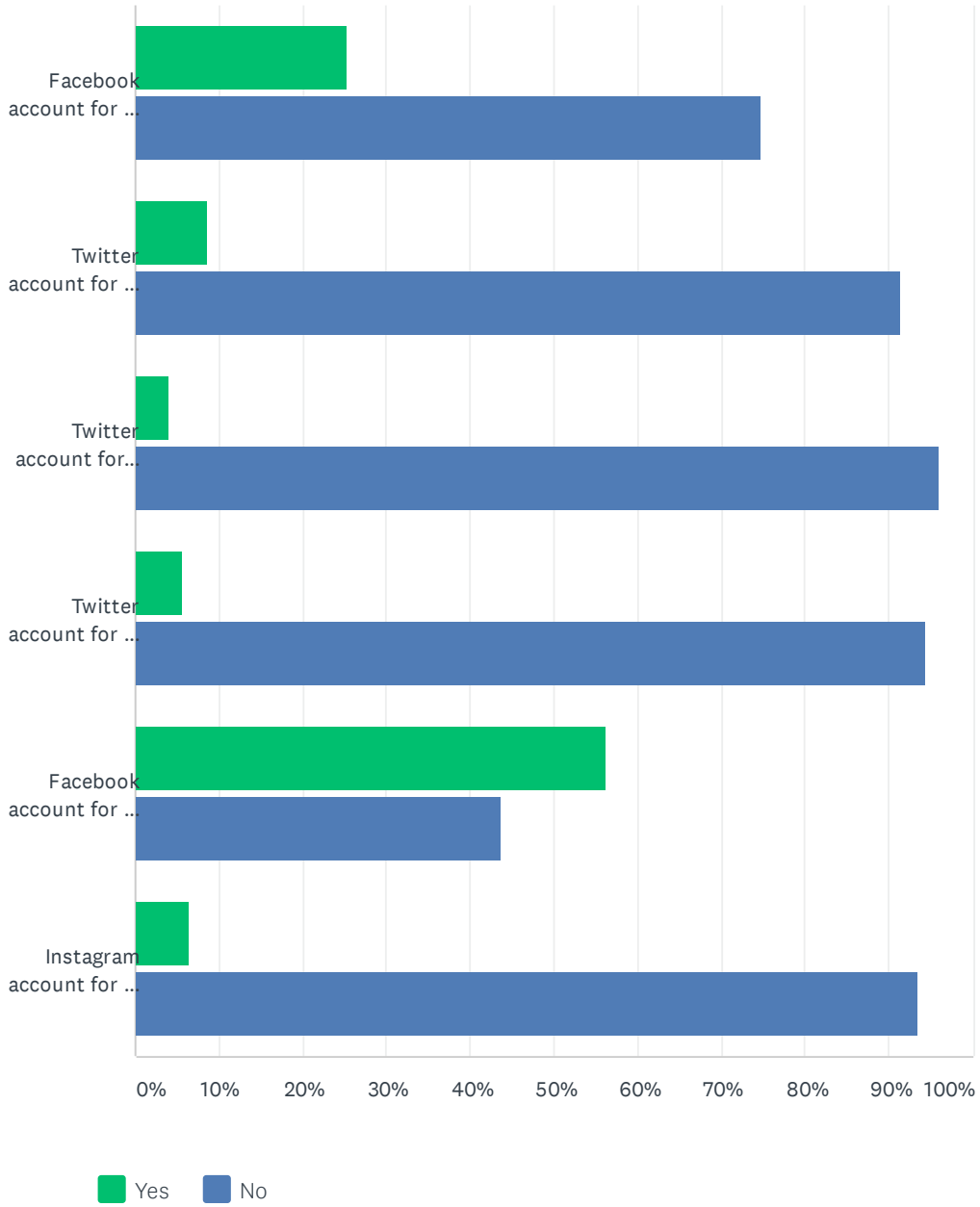
Answered: 126 Skipped: 14

**Editor's note:**

As Question #30 is only relevant at the Division level, responses have been omitted in the school-level data. As such, pages 35-36 have been excluded from this document.

### Q31 The Division and schools often share news and information on social media. Do you follow:

Answered: 127 Skipped: 13



EIPS Parent Survey 2020-21

	YES	NO	TOTAL	WEIGHTED AVERAGE
Facebook account for the Division (@ElkIslandPublicSchools)	25.40% 32	74.60% 94	126	1.25
Twitter account for the Division (@eips)	8.66% 11	91.34% 116	127	1.09
Twitter account for EIPS Student Transportation (@eipsST)	3.94% 5	96.06% 122	127	1.04
Twitter account for my child's school, if applicable	5.60% 7	94.40% 118	125	1.06
Facebook account for my child's school, if applicable	56.35% 71	43.65% 55	126	1.56
Instagram account for my child's school, if applicable	6.50% 8	93.50% 115	123	1.07