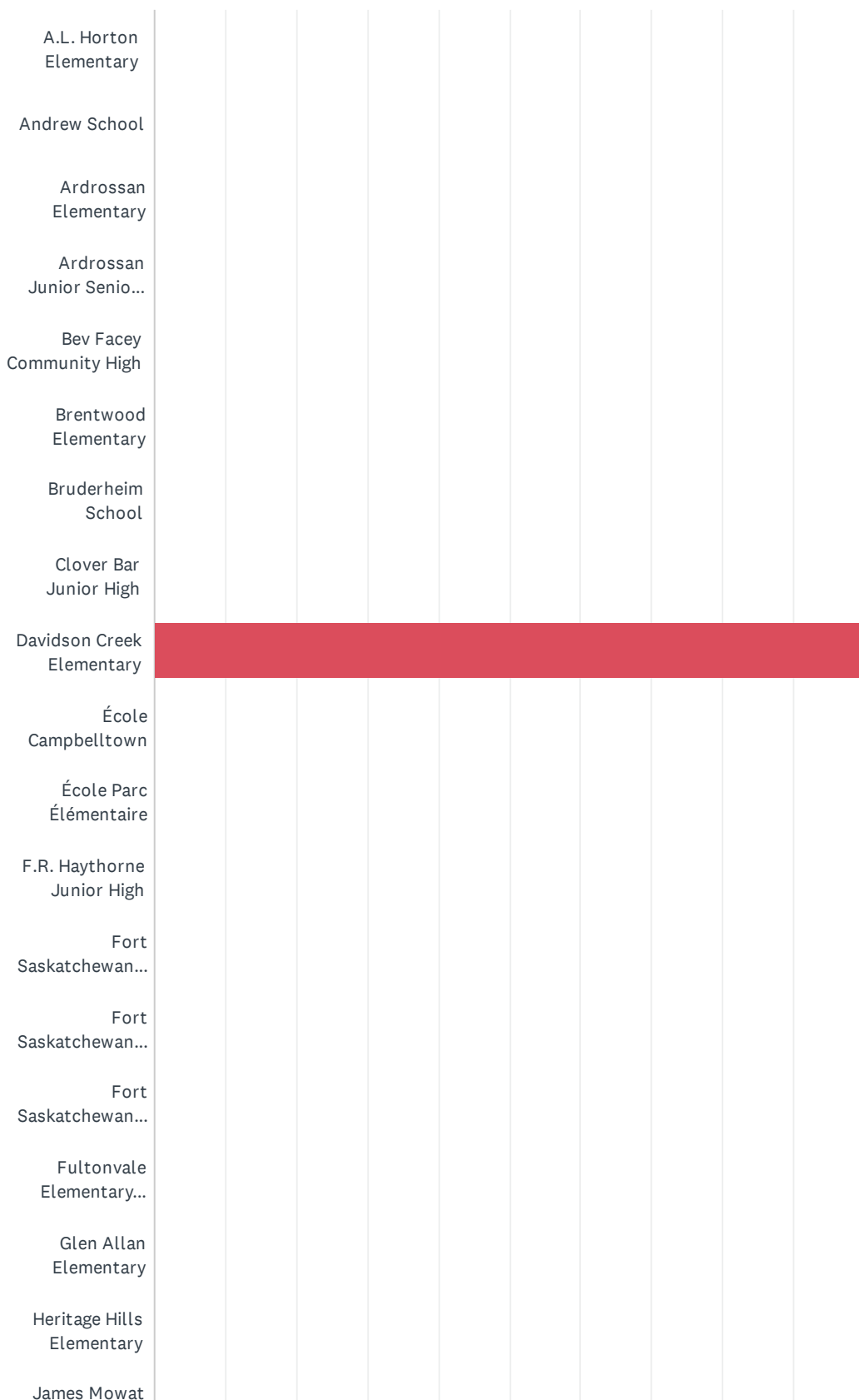



Q1 What school does your child currently attend?

Answered: 159 Skipped: 0



EIPS Parent Survey 2021-22



EIPS Parent Survey 2021-22

0% 10% 20% 30% 40% 50% 60% 70% 80% 90% 100%

EIPS Parent Survey 2021-22

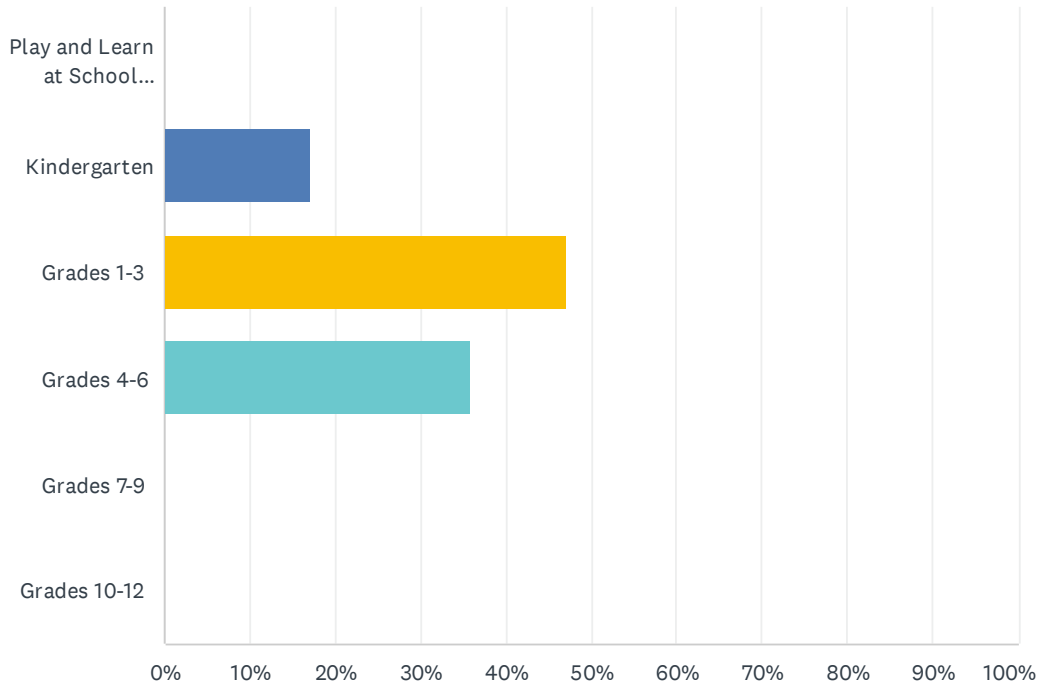
| ANSWER CHOICES | RESPONSES | |
|---|-----------|-----|
| A.L. Horton Elementary | 0.00% | 0 |
| Andrew School | 0.00% | 0 |
| Ardrossan Elementary | 0.00% | 0 |
| Ardrossan Junior Senior High | 0.00% | 0 |
| Bev Facey Community High | 0.00% | 0 |
| Brentwood Elementary | 0.00% | 0 |
| Bruderheim School | 0.00% | 0 |
| Clover Bar Junior High | 0.00% | 0 |
| Davidson Creek Elementary | 100.00% | 159 |
| École Campbelltown | 0.00% | 0 |
| École Parc Élémentaire | 0.00% | 0 |
| F.R. Haythorne Junior High | 0.00% | 0 |
| Fort Saskatchewan Christian | 0.00% | 0 |
| Fort Saskatchewan Elementary | 0.00% | 0 |
| Fort Saskatchewan High | 0.00% | 0 |
| Fultonvale Elementary Junior High | 0.00% | 0 |
| Glen Allan Elementary | 0.00% | 0 |
| Heritage Hills Elementary | 0.00% | 0 |
| James Mowat Elementary | 0.00% | 0 |
| Lakeland Ridge | 0.00% | 0 |
| Lamont Elementary | 0.00% | 0 |
| Lamont High | 0.00% | 0 |
| Mills Haven Elementary | 0.00% | 0 |
| Mundare School | 0.00% | 0 |
| Next Step/Outreach | 0.00% | 0 |
| Pine Street Elementary | 0.00% | 0 |
| Rudolph Hennig Junior High | 0.00% | 0 |
| Salisbury Composite High | 0.00% | 0 |
| Sherwood Heights Junior High | 0.00% | 0 |
| SouthPointe School | 0.00% | 0 |
| Strathcona Christian Academy Elementary | 0.00% | 0 |
| Strathcona Christian Academy Secondary | 0.00% | 0 |

EIPS Parent Survey 2021-22

| | | |
|-----------------------------|-------|------------|
| Uncas Elementary | 0.00% | 0 |
| Vegreville Composite High | 0.00% | 0 |
| Wes Hosford Elementary | 0.00% | 0 |
| Westboro Elementary | 0.00% | 0 |
| Win Ferguson Elementary | 0.00% | 0 |
| Woodbridge Farms Elementary | 0.00% | 0 |
| Home Education | 0.00% | 0 |
| TOTAL | | 159 |

Q2 What grade is your child currently in?

Answered: 159 Skipped: 0



| ANSWER CHOICES | RESPONSES | |
|---------------------------------|-----------|------------|
| Play and Learn at School (PALS) | 0.00% | 0 |
| Kindergarten | 16.98% | 27 |
| Grades 1-3 | 47.17% | 75 |
| Grades 4-6 | 35.85% | 57 |
| Grades 7-9 | 0.00% | 0 |
| Grades 10-12 | 0.00% | 0 |
| TOTAL | | 159 |

Q3 As a result of being in the Play and Learn at School (PALS) program, my child's demonstrating growth in their development.

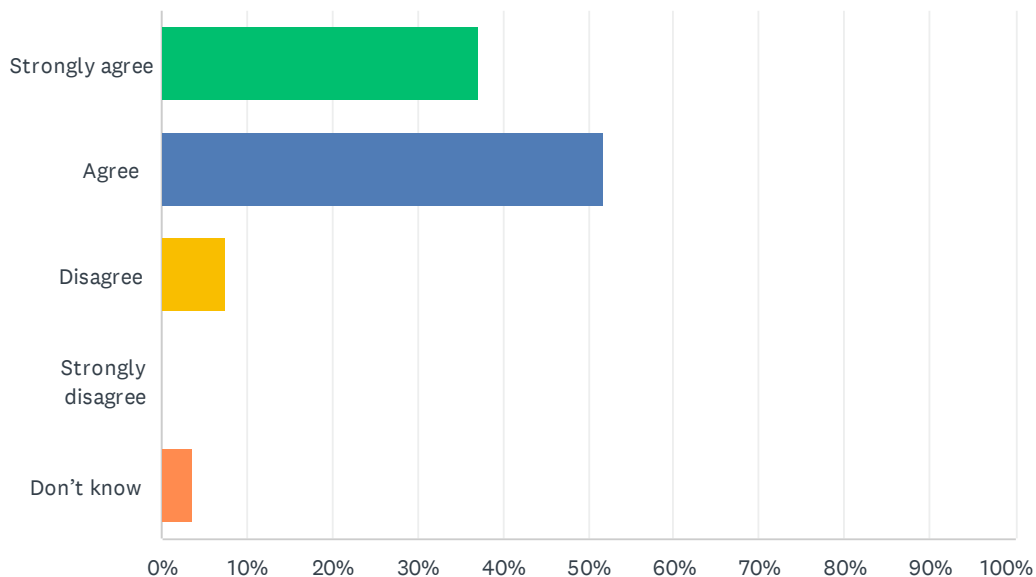
Answered: 0 Skipped: 159

 No matching responses.

| ANSWER CHOICES | RESPONSES |
|-------------------|-----------|
| Strongly agree | 0.00% 0 |
| Agree | 0.00% 0 |
| Disagree | 0.00% 0 |
| Strongly disagree | 0.00% 0 |
| Don't know | 0.00% 0 |
| TOTAL | 0 |

Q4 As a result of being in the Kindergarten program, my child's becoming ready to enter Grade 1.

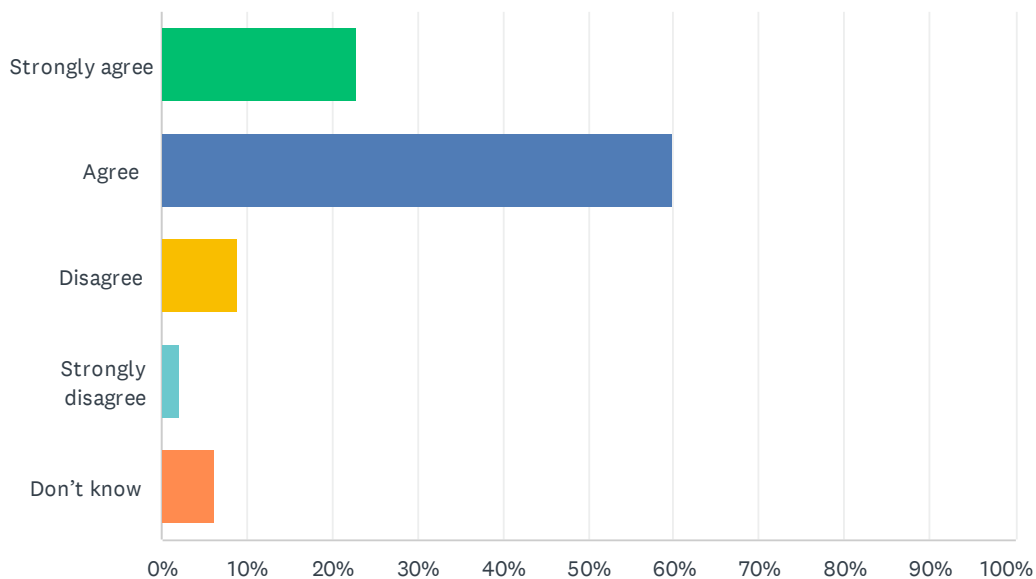
Answered: 27 Skipped: 132



| ANSWER CHOICES | RESPONSES | |
|-------------------|-----------|-----------|
| Strongly agree | 37.04% | 10 |
| Agree | 51.85% | 14 |
| Disagree | 7.41% | 2 |
| Strongly disagree | 0.00% | 0 |
| Don't know | 3.70% | 1 |
| TOTAL | | 27 |

Q5 My child's individual needs are met.

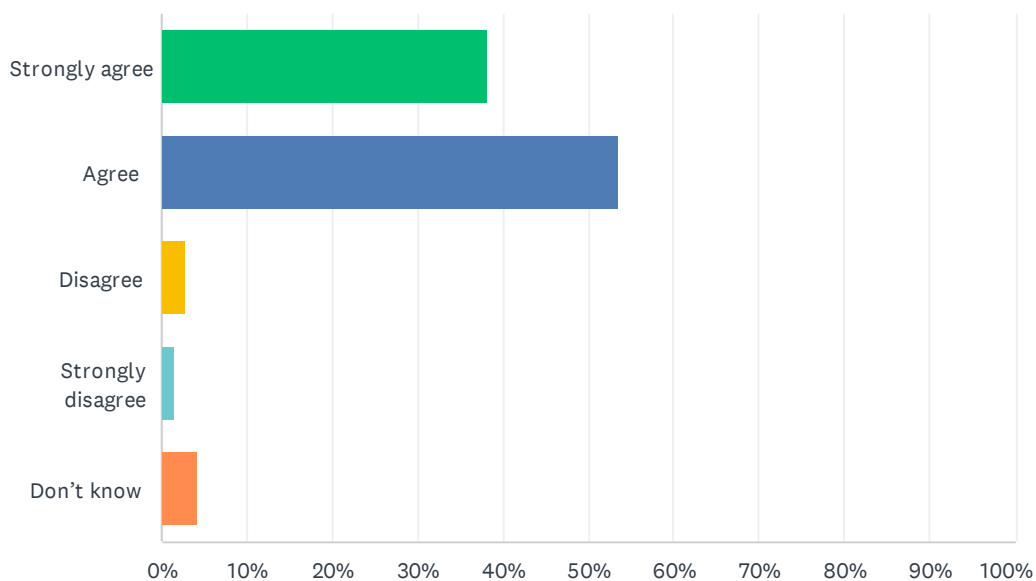
Answered: 145 Skipped: 14



| ANSWER CHOICES | RESPONSES | |
|-------------------|-----------|------------|
| Strongly agree | 22.76% | 33 |
| Agree | 60.00% | 87 |
| Disagree | 8.97% | 13 |
| Strongly disagree | 2.07% | 3 |
| Don't know | 6.21% | 9 |
| TOTAL | | 145 |

Q6 My child's encouraged to do their best.

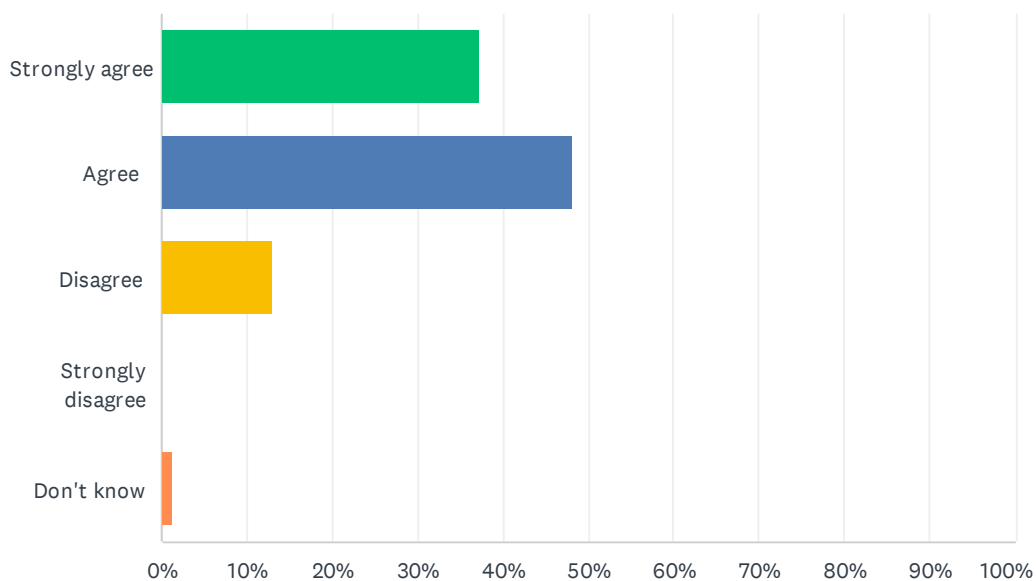
Answered: 144 Skipped: 15



| ANSWER CHOICES | RESPONSES | |
|-------------------|-----------|------------|
| Strongly agree | 38.19% | 55 |
| Agree | 53.47% | 77 |
| Disagree | 2.78% | 4 |
| Strongly disagree | 1.39% | 2 |
| Don't know | 4.17% | 6 |
| TOTAL | | 144 |

Q7 My child's demonstrating growth in literacy.

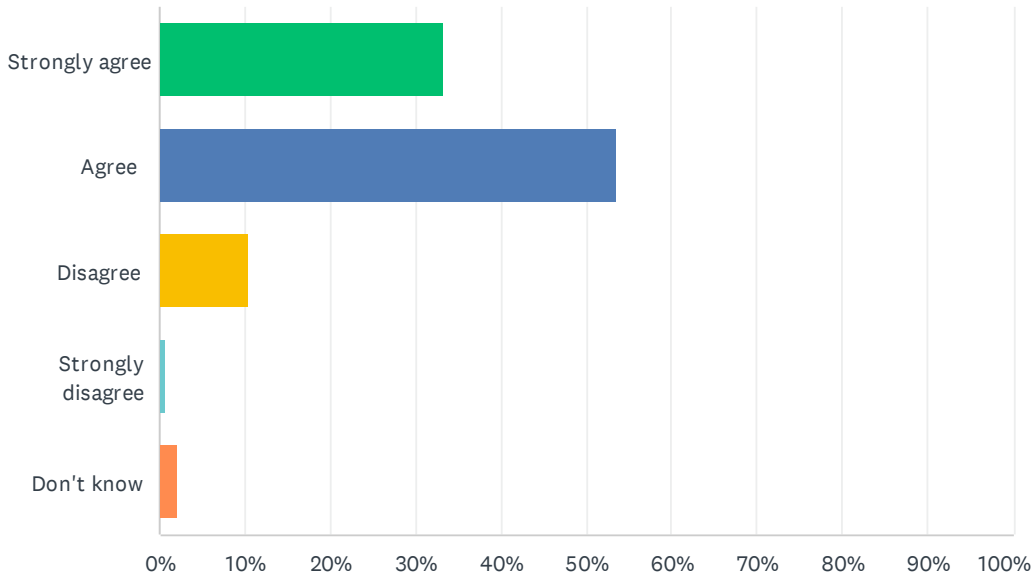
Answered: 145 Skipped: 14



| ANSWER CHOICES | RESPONSES | |
|-------------------|-----------|------------|
| Strongly agree | 37.24% | 54 |
| Agree | 48.28% | 70 |
| Disagree | 13.10% | 19 |
| Strongly disagree | 0.00% | 0 |
| Don't know | 1.38% | 2 |
| TOTAL | | 145 |

Q8 My child's demonstrating growth in numeracy.

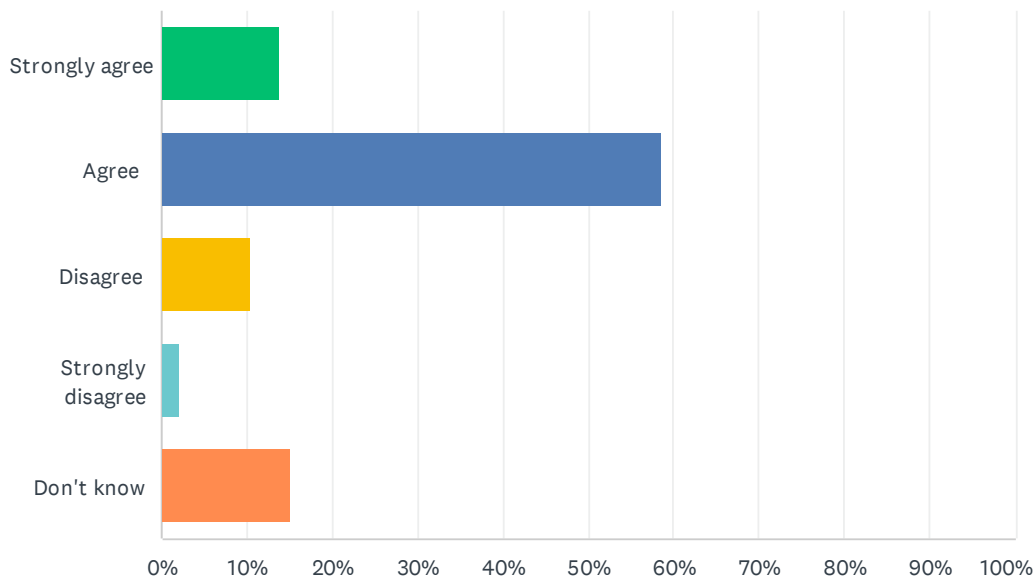
Answered: 144 Skipped: 15



| ANSWER CHOICES | RESPONSES | |
|-------------------|-----------|------------|
| Strongly agree | 33.33% | 48 |
| Agree | 53.47% | 77 |
| Disagree | 10.42% | 15 |
| Strongly disagree | 0.69% | 1 |
| Don't know | 2.08% | 3 |
| TOTAL | | 144 |

Q9 My child has an understanding of First Nations, Métis and Inuit culture and history.

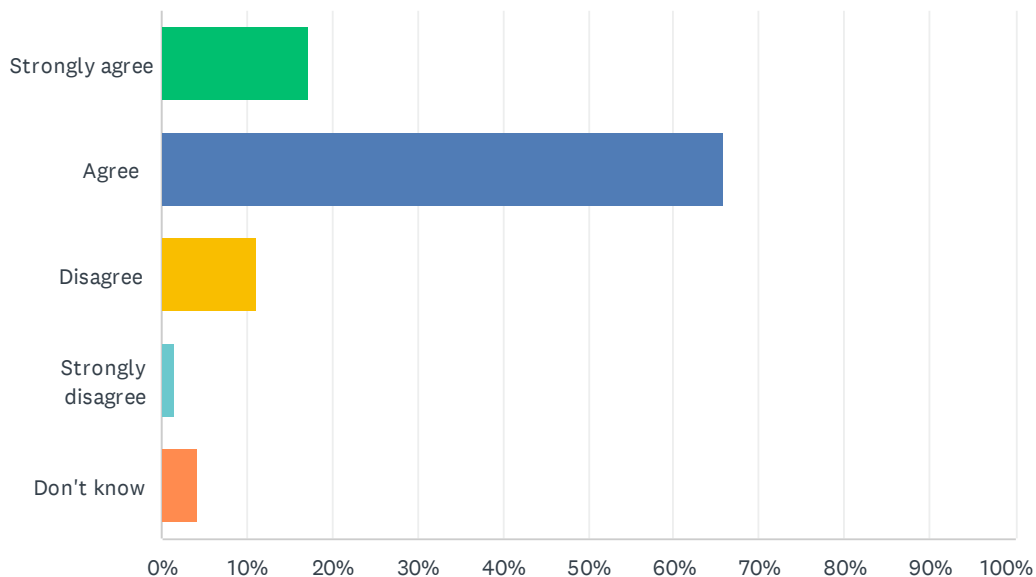
Answered: 145 Skipped: 14



| ANSWER CHOICES | RESPONSES | |
|-------------------|-----------|------------|
| Strongly agree | 13.79% | 20 |
| Agree | 58.62% | 85 |
| Disagree | 10.34% | 15 |
| Strongly disagree | 2.07% | 3 |
| Don't know | 15.17% | 22 |
| TOTAL | | 145 |

Q10 My child's learning the knowledge, skills and attitudes necessary to be successful in life.

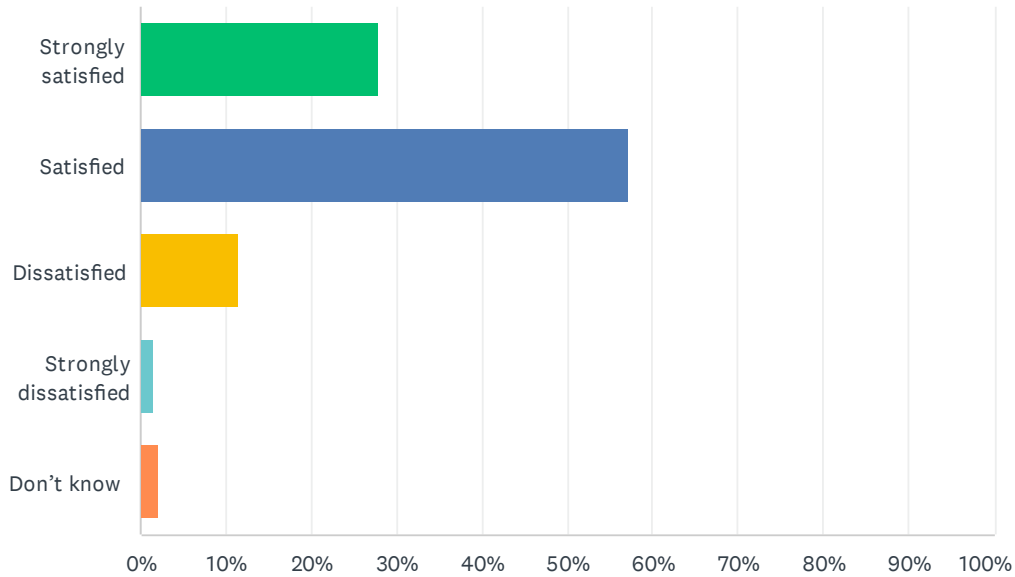
Answered: 144 Skipped: 15



| ANSWER CHOICES | RESPONSES | |
|-------------------|-----------|------------|
| Strongly agree | 17.36% | 25 |
| Agree | 65.97% | 95 |
| Disagree | 11.11% | 16 |
| Strongly disagree | 1.39% | 2 |
| Don't know | 4.17% | 6 |
| TOTAL | | 144 |

Q11 How satisfied are you with the quality of education your child's receiving at school?

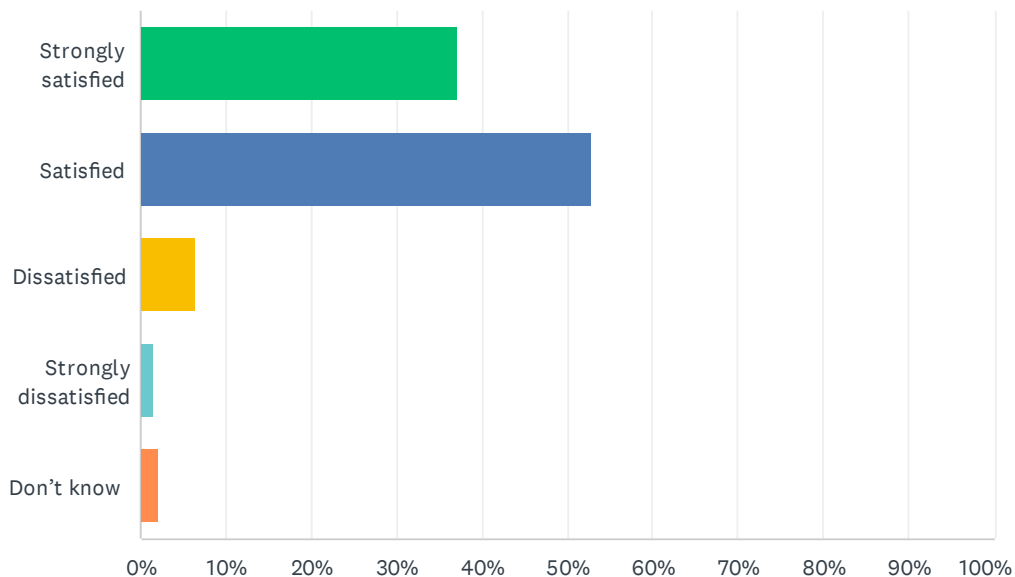
Answered: 140 Skipped: 19



| ANSWER CHOICES | RESPONSES | |
|-----------------------|-----------|------------|
| Strongly satisfied | 27.86% | 39 |
| Satisfied | 57.14% | 80 |
| Dissatisfied | 11.43% | 16 |
| Strongly dissatisfied | 1.43% | 2 |
| Don't know | 2.14% | 3 |
| TOTAL | | 140 |

Q12 How satisfied are you with the quality of teaching at your child's school?

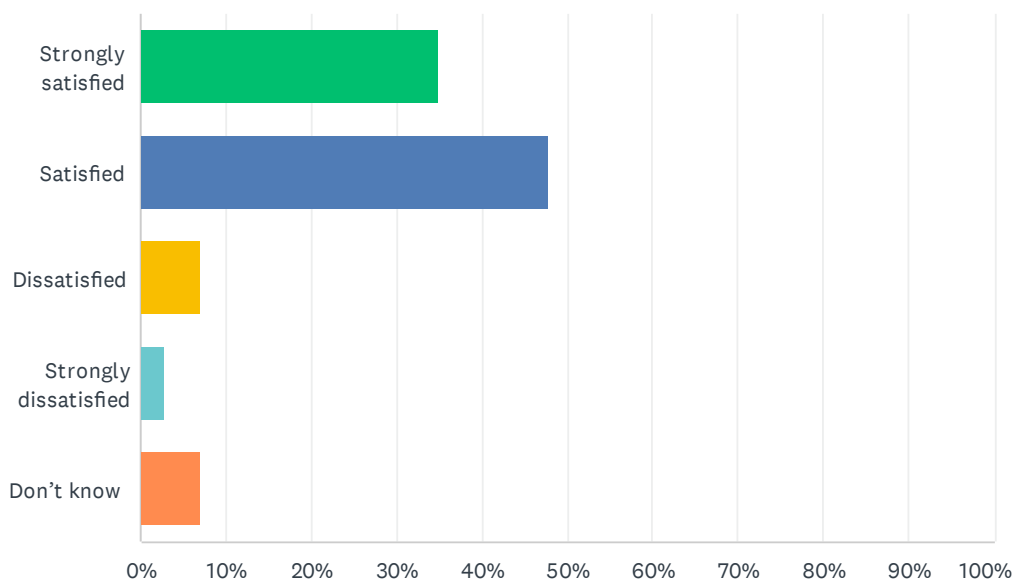
Answered: 140 Skipped: 19



| ANSWER CHOICES | RESPONSES | |
|-----------------------|-----------|------------|
| Strongly satisfied | 37.14% | 52 |
| Satisfied | 52.86% | 74 |
| Dissatisfied | 6.43% | 9 |
| Strongly dissatisfied | 1.43% | 2 |
| Don't know | 2.14% | 3 |
| TOTAL | | 140 |

Q13 How satisfied are you with the leadership at your child's school?

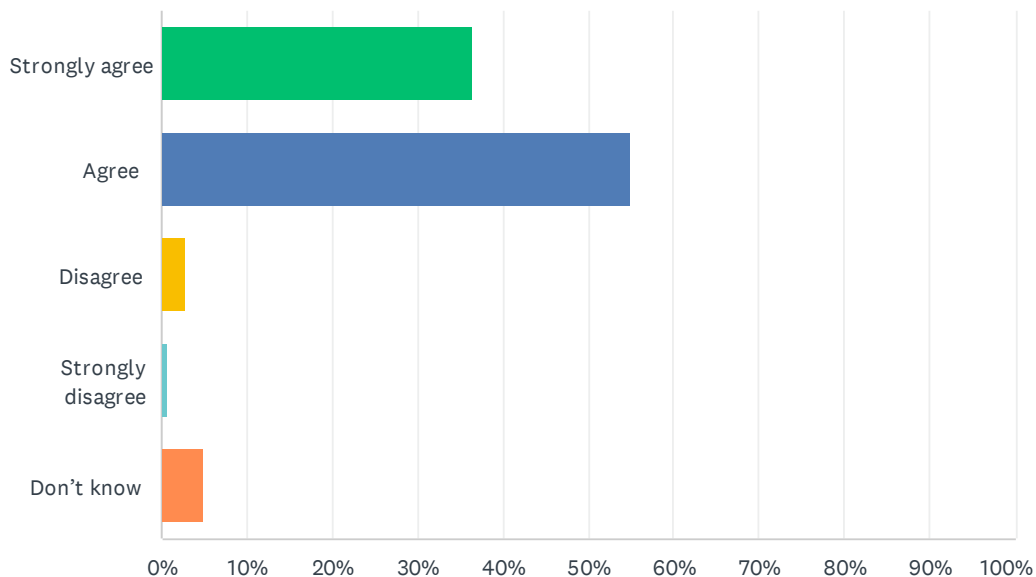
Answered: 140 Skipped: 19



| ANSWER CHOICES | RESPONSES | |
|-----------------------|-----------|------------|
| Strongly satisfied | 35.00% | 49 |
| Satisfied | 47.86% | 67 |
| Dissatisfied | 7.14% | 10 |
| Strongly dissatisfied | 2.86% | 4 |
| Don't know | 7.14% | 10 |
| TOTAL | | 140 |

Q14 My child’s school encourages my child to be a responsible, respectful and engaged citizen.

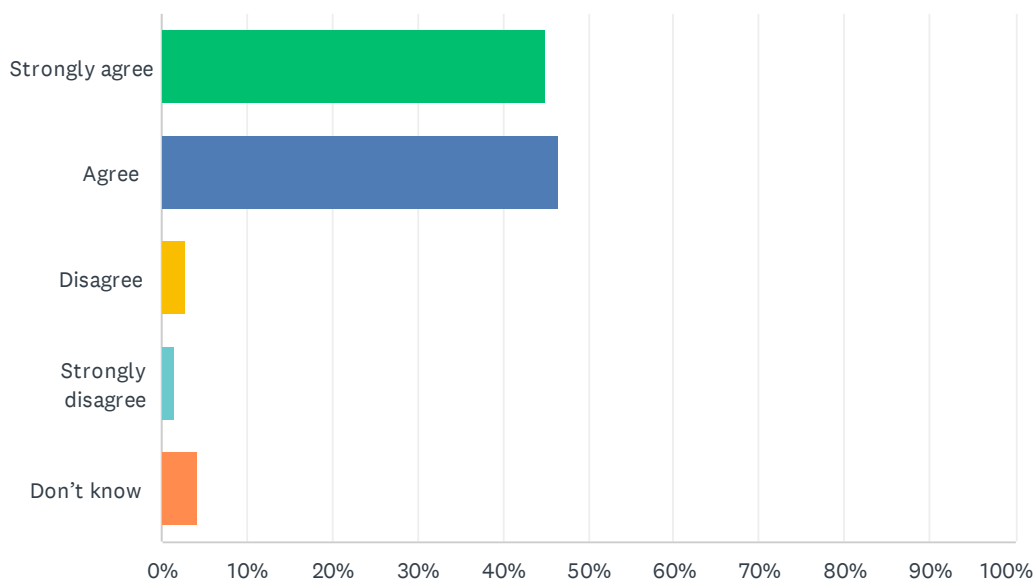
Answered: 140 Skipped: 19



| ANSWER CHOICES | RESPONSES | |
|-------------------|-----------|------------|
| Strongly agree | 36.43% | 51 |
| Agree | 55.00% | 77 |
| Disagree | 2.86% | 4 |
| Strongly disagree | 0.71% | 1 |
| Don't know | 5.00% | 7 |
| TOTAL | | 140 |

Q15 School staff care about my child.

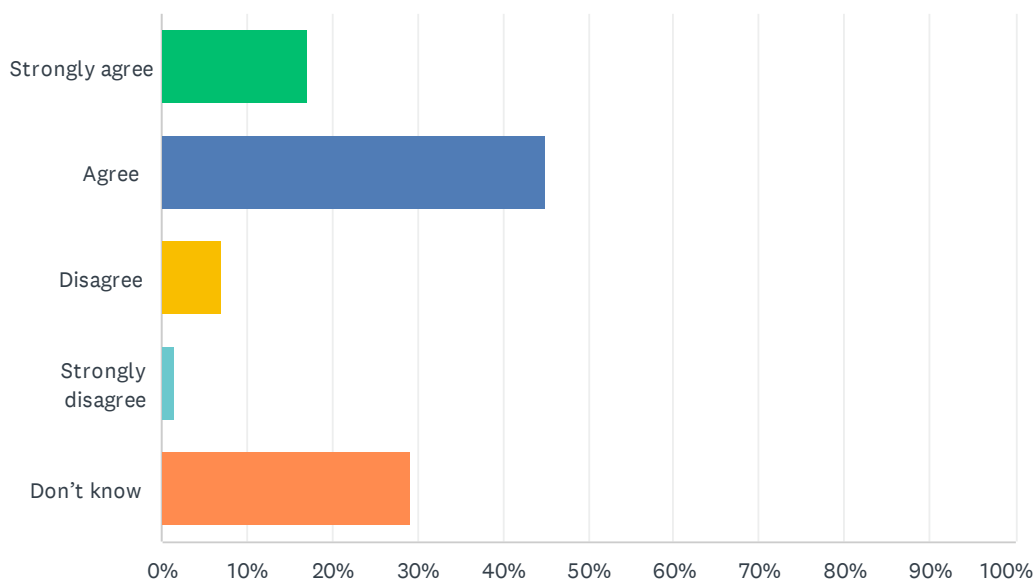
Answered: 140 Skipped: 19



| ANSWER CHOICES | RESPONSES | |
|-------------------|-----------|------------|
| Strongly agree | 45.00% | 63 |
| Agree | 46.43% | 65 |
| Disagree | 2.86% | 4 |
| Strongly disagree | 1.43% | 2 |
| Don't know | 4.29% | 6 |
| TOTAL | | 140 |

Q16 My child's school handles discipline fairly and reasonably.

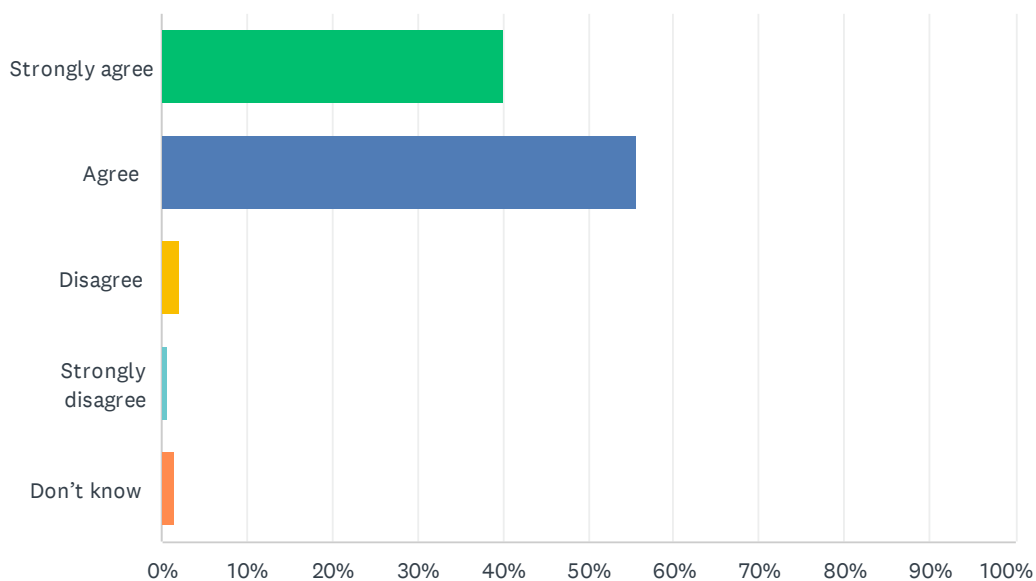
Answered: 140 Skipped: 19



| ANSWER CHOICES | RESPONSES | |
|-------------------|-----------|------------|
| Strongly agree | 17.14% | 24 |
| Agree | 45.00% | 63 |
| Disagree | 7.14% | 10 |
| Strongly disagree | 1.43% | 2 |
| Don't know | 29.29% | 41 |
| TOTAL | | 140 |

Q17 My child's school is safe.

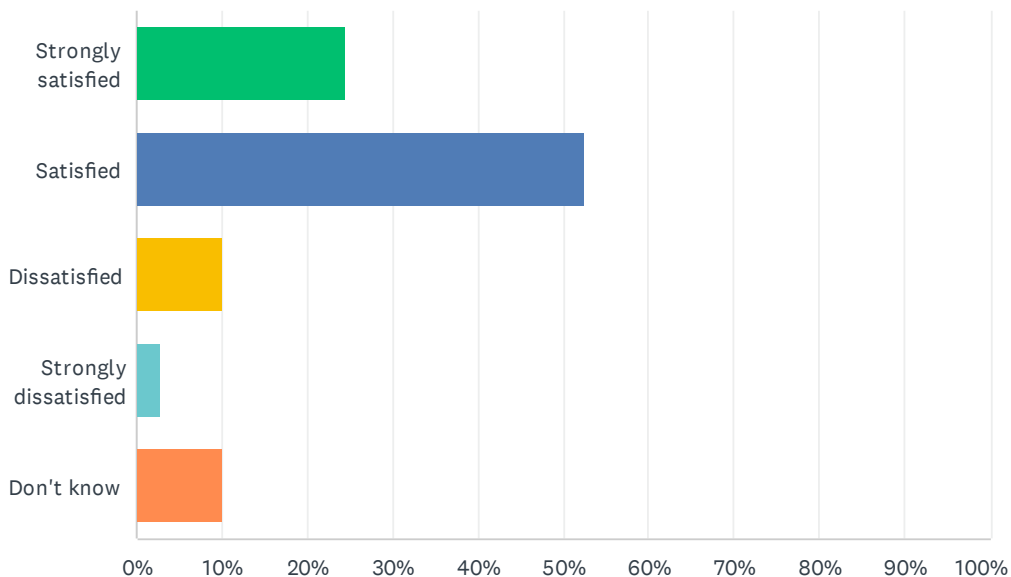
Answered: 140 Skipped: 19



| ANSWER CHOICES | RESPONSES | |
|-------------------|-----------|------------|
| Strongly agree | 40.00% | 56 |
| Agree | 55.71% | 78 |
| Disagree | 2.14% | 3 |
| Strongly disagree | 0.71% | 1 |
| Don't know | 1.43% | 2 |
| TOTAL | | 140 |

Q18 How satisfied are you with the resources available to support your child's learning?

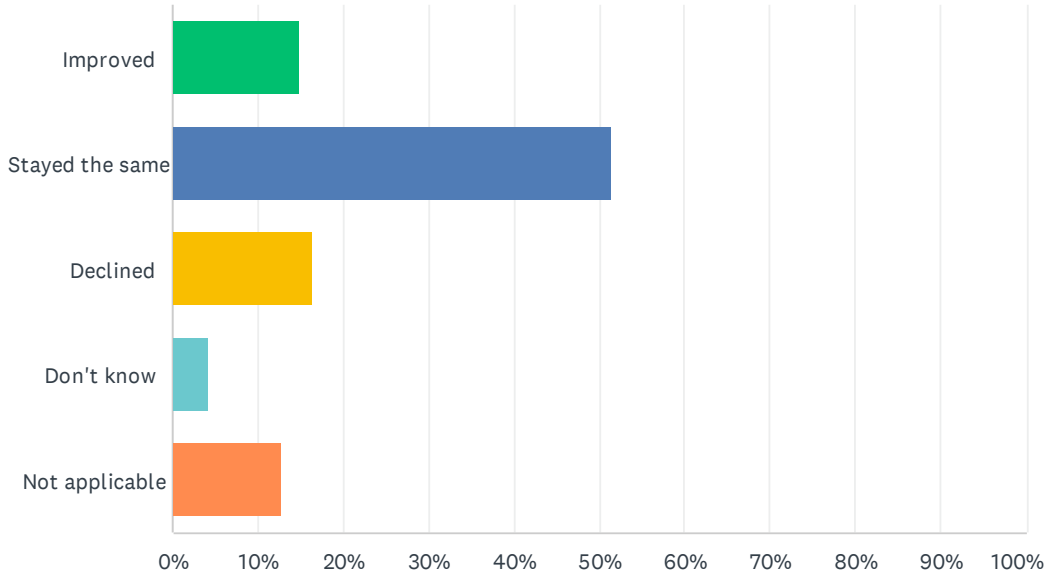
Answered: 139 Skipped: 20



| ANSWER CHOICES | RESPONSES | |
|-----------------------|-----------|------------|
| Strongly satisfied | 24.46% | 34 |
| Satisfied | 52.52% | 73 |
| Dissatisfied | 10.07% | 14 |
| Strongly dissatisfied | 2.88% | 4 |
| Don't know | 10.07% | 14 |
| TOTAL | | 139 |

Q19 In your opinion, has the quality of education your child experienced improved, stayed the same or declined in the past three years?

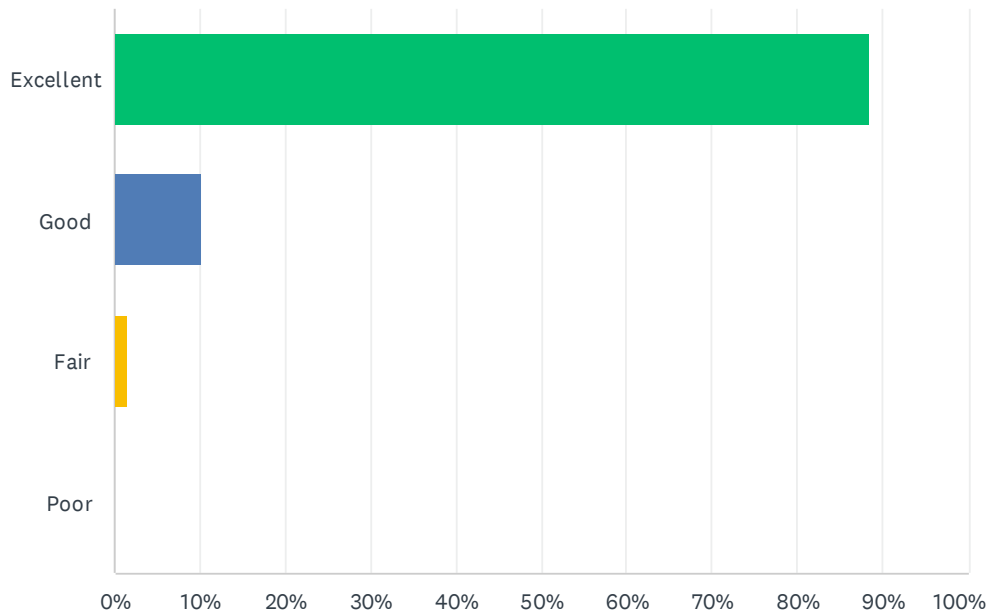
Answered: 140 Skipped: 19



| ANSWER CHOICES | RESPONSES | |
|-----------------|-----------|------------|
| Improved | 15.00% | 21 |
| Stayed the same | 51.43% | 72 |
| Declined | 16.43% | 23 |
| Don't know | 4.29% | 6 |
| Not applicable | 12.86% | 18 |
| TOTAL | | 140 |

Q20 How do you rate the physical condition of your child's school?

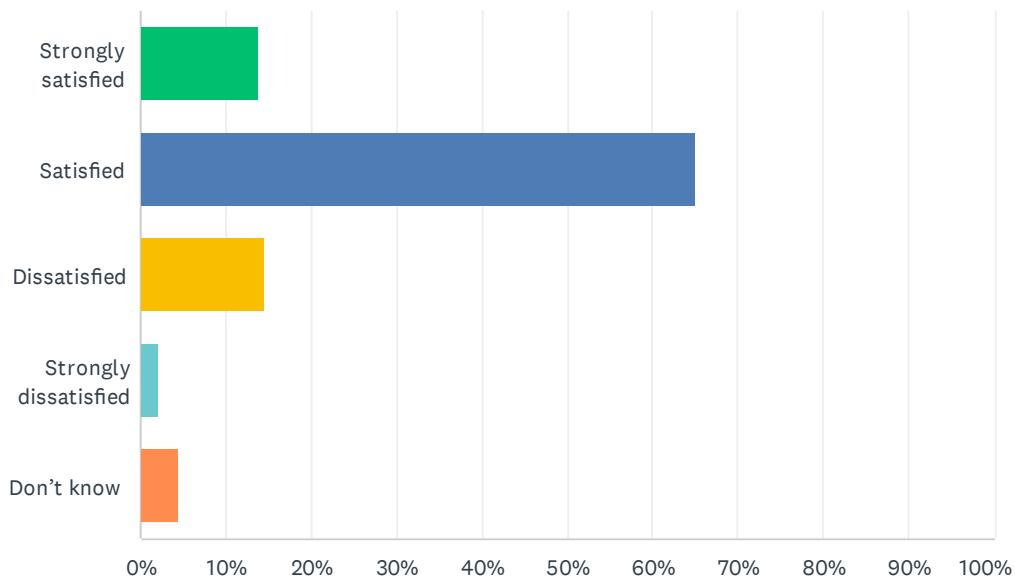
Answered: 138 Skipped: 21



| ANSWER CHOICES | RESPONSES | |
|----------------|-----------|------------|
| Excellent | 88.41% | 122 |
| Good | 10.14% | 14 |
| Fair | 1.45% | 2 |
| Poor | 0.00% | 0 |
| TOTAL | | 138 |

Q21 How satisfied are you with the opportunities provided to be involved in your child's education?

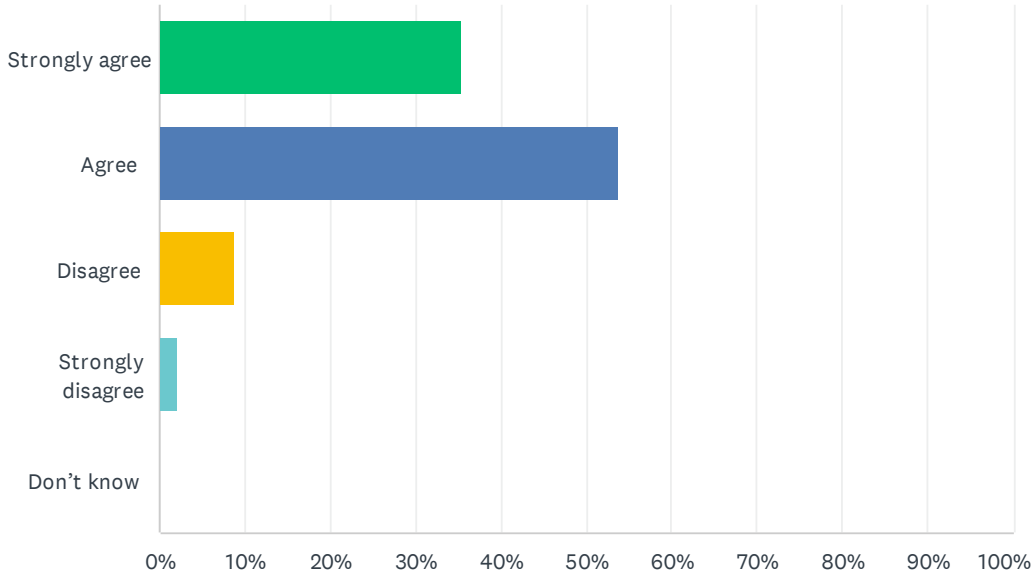
Answered: 137 Skipped: 22



| ANSWER CHOICES | RESPONSES | |
|-----------------------|-----------|------------|
| Strongly satisfied | 13.87% | 19 |
| Satisfied | 64.96% | 89 |
| Dissatisfied | 14.60% | 20 |
| Strongly dissatisfied | 2.19% | 3 |
| Don't know | 4.38% | 6 |
| TOTAL | | 137 |

Q22 The school keeps me informed about my child's progress and achievement.

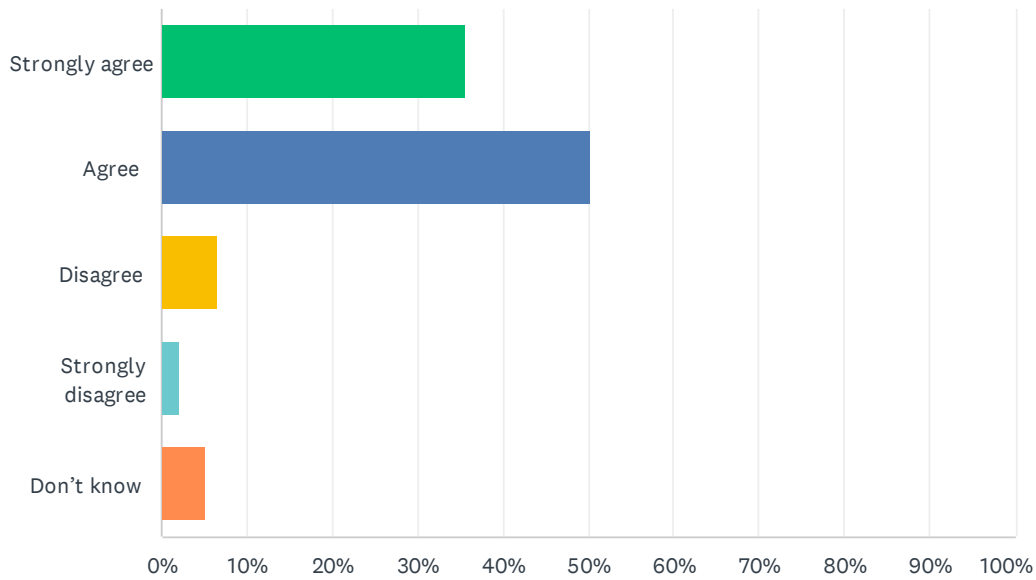
Answered: 136 Skipped: 23



| ANSWER CHOICES | RESPONSES | |
|-------------------|-----------|------------|
| Strongly agree | 35.29% | 48 |
| Agree | 53.68% | 73 |
| Disagree | 8.82% | 12 |
| Strongly disagree | 2.21% | 3 |
| Don't know | 0.00% | 0 |
| TOTAL | | 136 |

Q23 There is open and honest communication within my child's school.

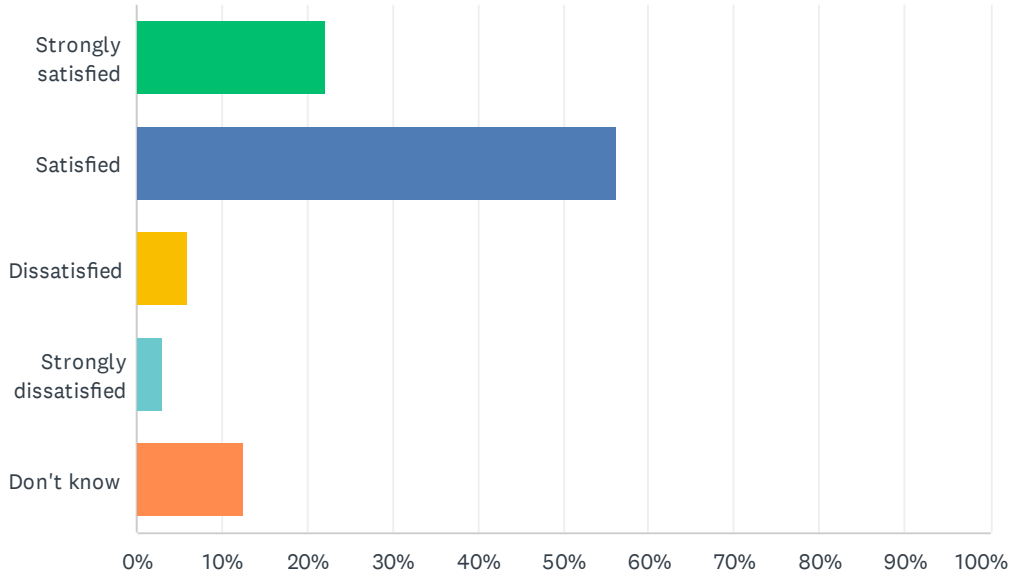
Answered: 135 Skipped: 24



| ANSWER CHOICES | RESPONSES | |
|-------------------|-----------|------------|
| Strongly agree | 35.56% | 48 |
| Agree | 50.37% | 68 |
| Disagree | 6.67% | 9 |
| Strongly disagree | 2.22% | 3 |
| Don't know | 5.19% | 7 |
| TOTAL | | 135 |

Q24 How satisfied are you with the Division’s commitment to engaging families in matters that affect public education?

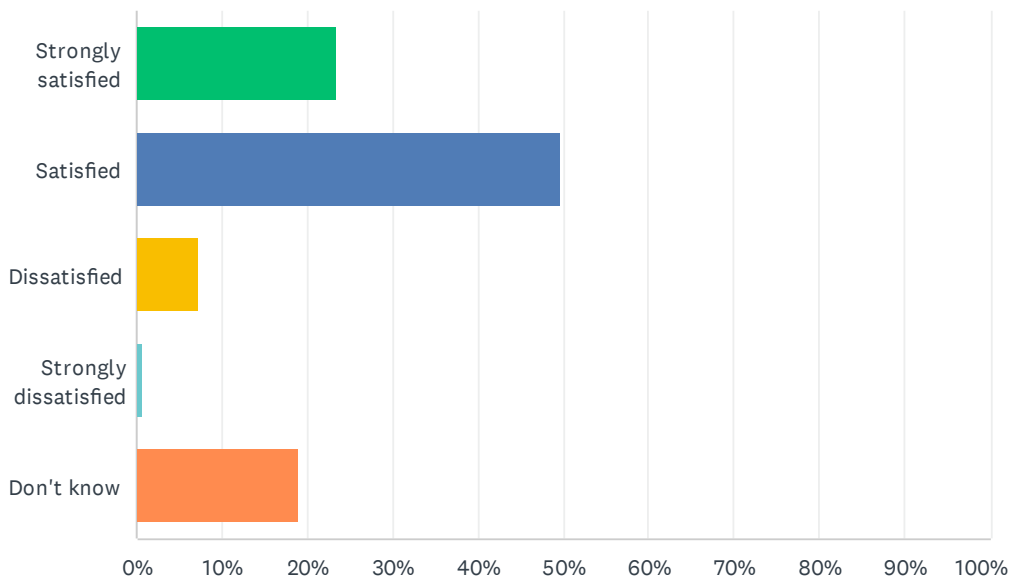
Answered: 135 Skipped: 24



| ANSWER CHOICES | RESPONSES | |
|-----------------------|-----------|------------|
| Strongly satisfied | 22.22% | 30 |
| Satisfied | 56.30% | 76 |
| Dissatisfied | 5.93% | 8 |
| Strongly dissatisfied | 2.96% | 4 |
| Don't know | 12.59% | 17 |
| TOTAL | | 135 |

Q25 How satisfied are you with the Division’s commitment to advocating for public education?

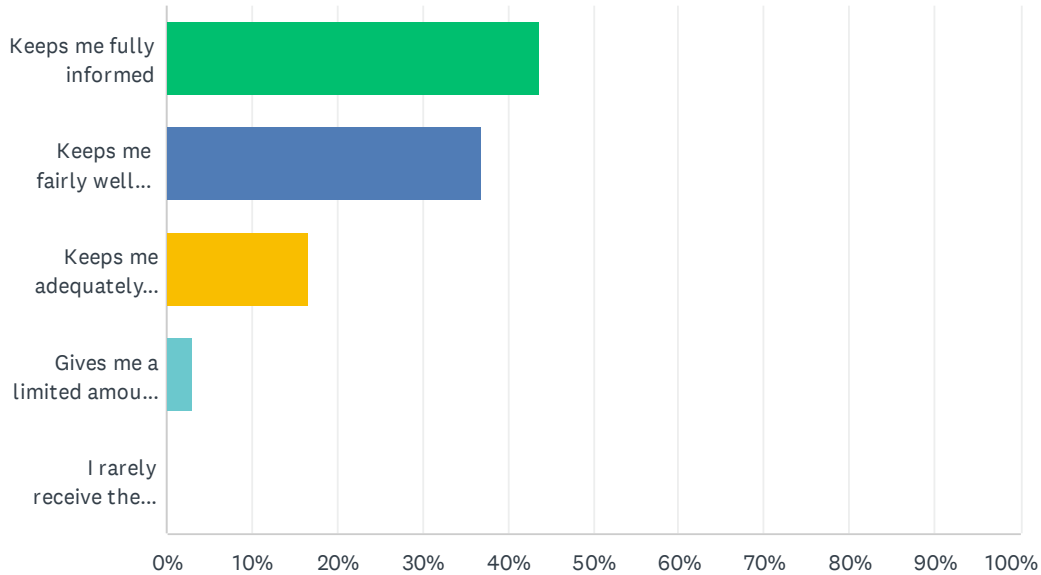
Answered: 137 Skipped: 22



| ANSWER CHOICES | RESPONSES | |
|-----------------------|-----------|------------|
| Strongly satisfied | 23.36% | 32 |
| Satisfied | 49.64% | 68 |
| Dissatisfied | 7.30% | 10 |
| Strongly dissatisfied | 0.73% | 1 |
| Don't know | 18.98% | 26 |
| TOTAL | | 137 |

Q26 Elk Island Public Schools appreciates the opportunity to stay connected with parents about news, activities, programs and other matters of importance. What is your impression of the communication you receive from your child's school?

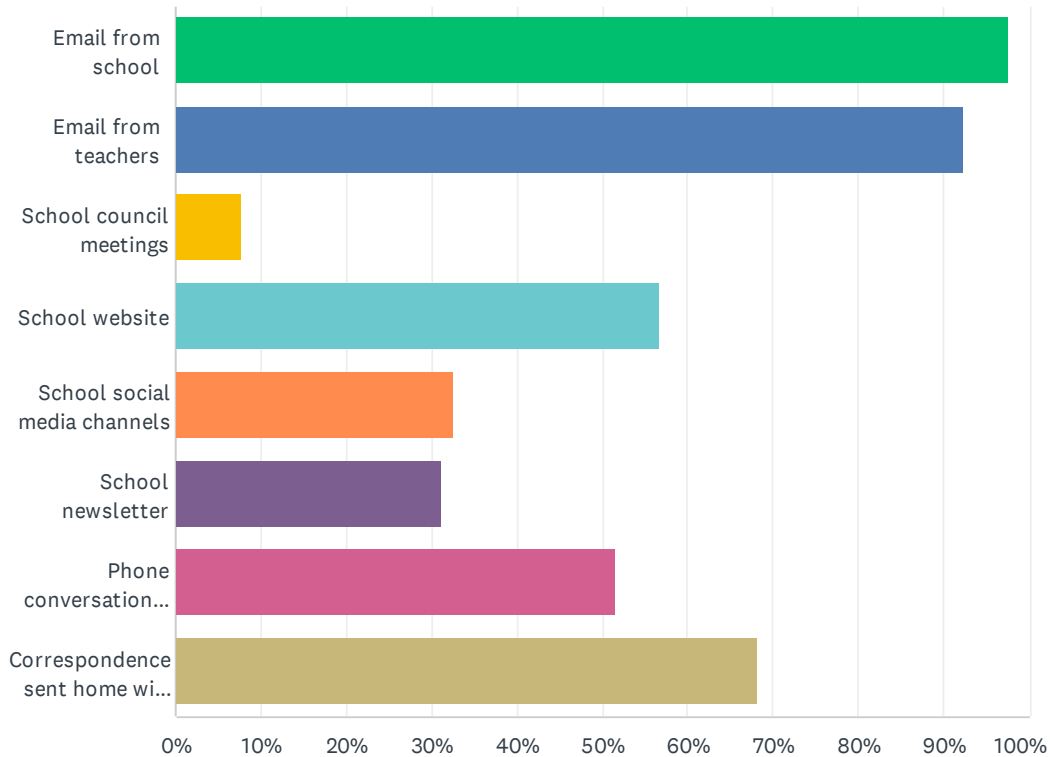
Answered: 133 Skipped: 26



| ANSWER CHOICES | RESPONSES | |
|--|-----------|------------|
| Keeps me fully informed | 43.61% | 58 |
| Keeps me fairly well informed | 36.84% | 49 |
| Keeps me adequately informed | 16.54% | 22 |
| Gives me a limited amount of information | 3.01% | 4 |
| I rarely receive the information I need | 0.00% | 0 |
| TOTAL | | 133 |

Q27 Do you regularly make use of the following to keep up to date on school activities, programs, etc.? Check all that apply.

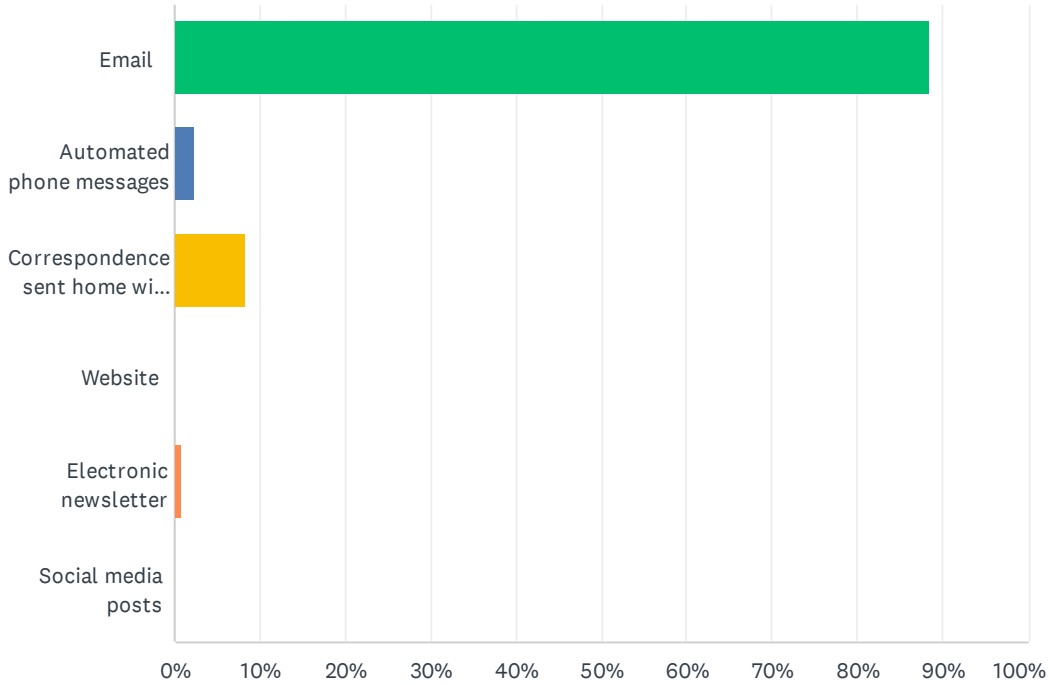
Answered: 132 Skipped: 27



| ANSWER CHOICES | RESPONSES | |
|---|-----------|-----|
| Email from school | 97.73% | 129 |
| Email from teachers | 92.42% | 122 |
| School council meetings | 7.58% | 10 |
| School website | 56.82% | 75 |
| School social media channels | 32.58% | 43 |
| School newsletter | 31.06% | 41 |
| Phone conversations with the school or teachers | 51.52% | 68 |
| Correspondence sent home with my child | 68.18% | 90 |
| Total Respondents: 132 | | |

Q28 What is your most preferred method of communication from the school and Division?

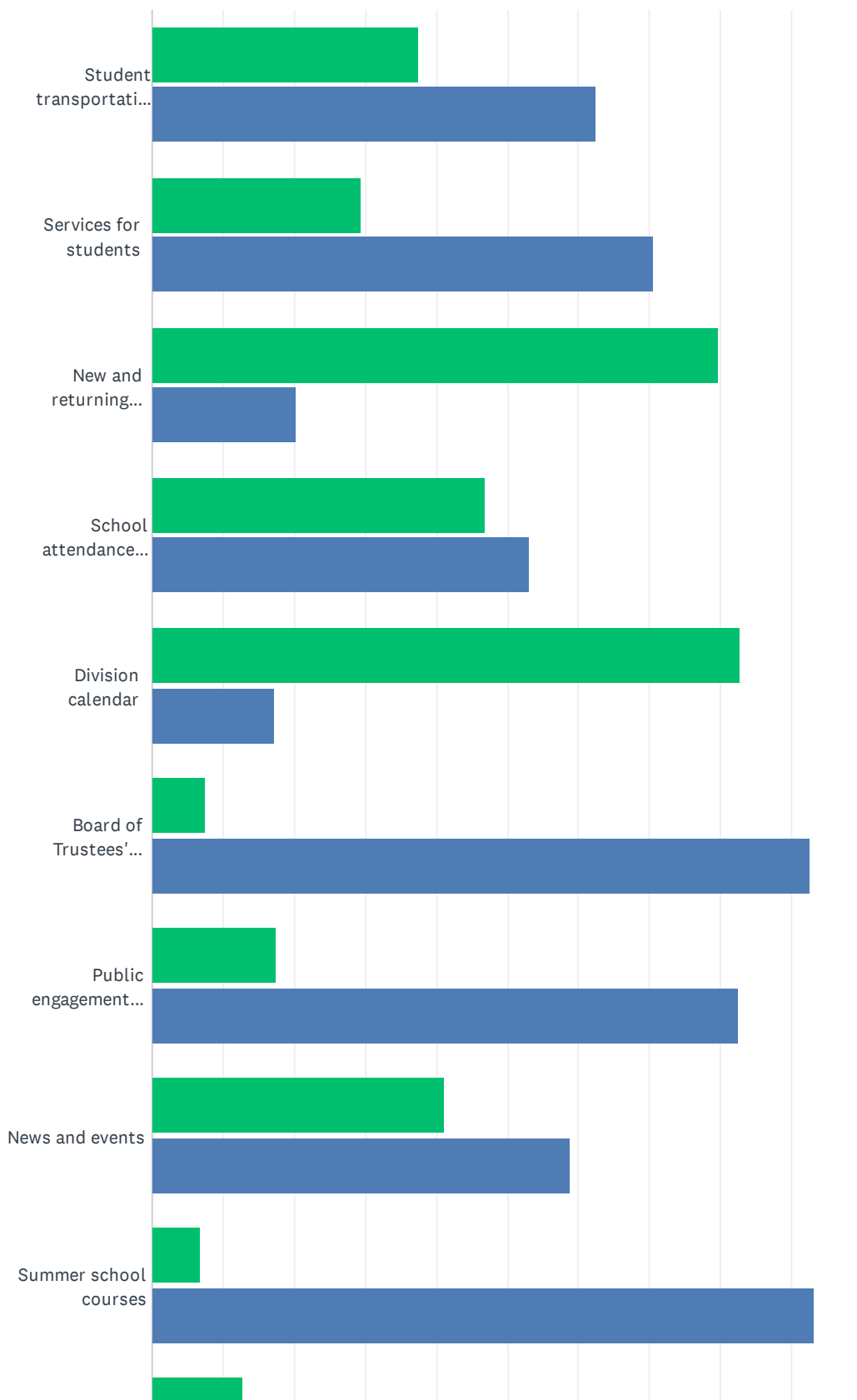
Answered: 131 Skipped: 28



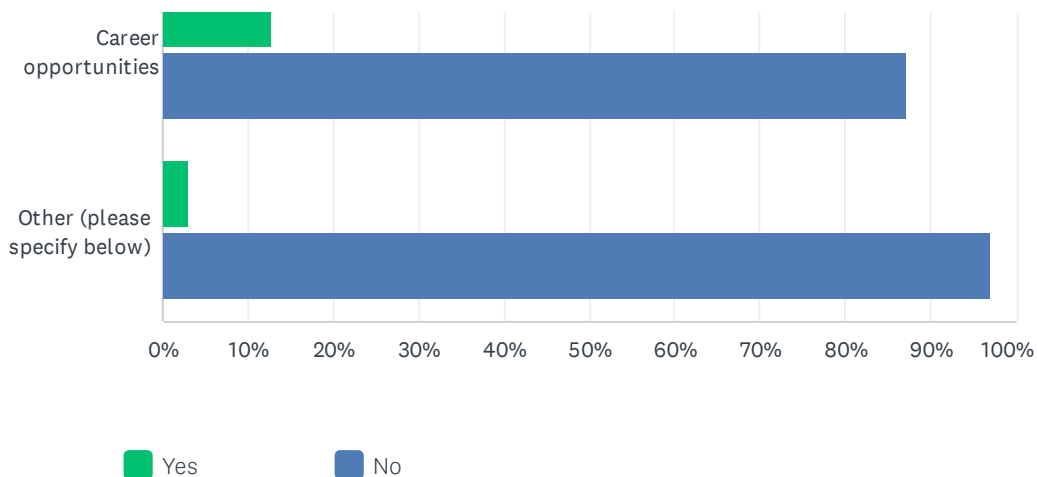
| ANSWER CHOICES | RESPONSES | |
|--|-----------|------------|
| Email | 88.55% | 116 |
| Automated phone messages | 2.29% | 3 |
| Correspondence sent home with my child | 8.40% | 11 |
| Website | 0.00% | 0 |
| Electronic newsletter | 0.76% | 1 |
| Social media posts | 0.00% | 0 |
| TOTAL | | 131 |

Q29 Do you visit the Division website (www.eips.ca) for information on:

Answered: 133 Skipped: 26



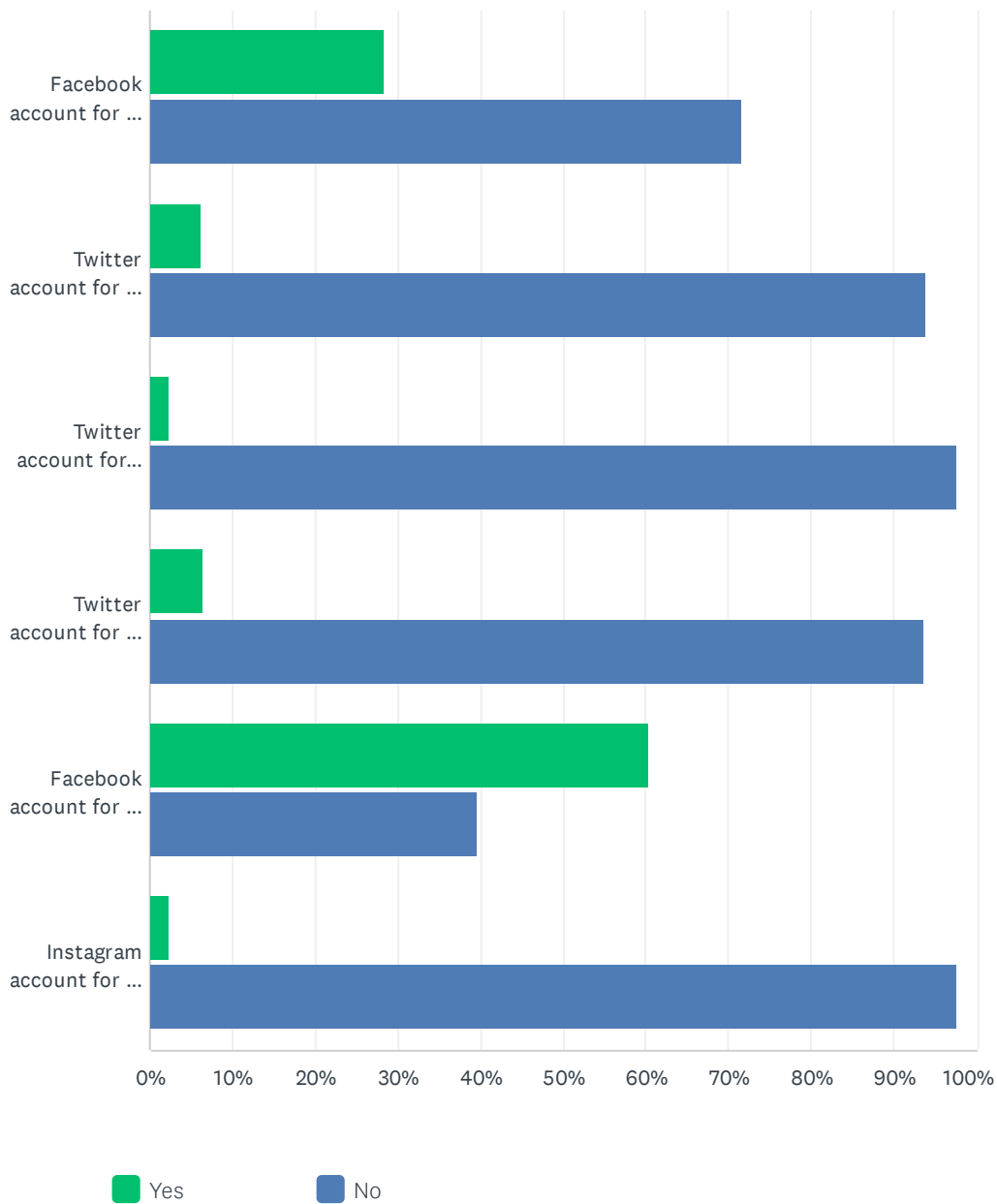
EIPS Parent Survey 2021-22



| | YES | NO | TOTAL | WEIGHTED AVERAGE |
|--|---------------|---------------|-------|------------------|
| Student transportation (busing) | 37.59% 50 | 62.41% 83 | 133 | 1.38 |
| Services for students | 29.32% 39 | 70.68% 94 | 133 | 1.29 |
| New and returning student registration | 79.70% 106 | 20.30% 27 | 133 | 1.80 |
| School attendance boundaries | 46.97% 62 | 53.03% 70 | 132 | 1.47 |
| Division calendar | 82.71% 110 | 17.29% 23 | 133 | 1.83 |
| Board of Trustees' meetings | 7.52% 10 | 92.48% 123 | 133 | 1.08 |
| Public engagement initiatives | 17.42% 23 | 82.58% 109 | 132 | 1.17 |
| News and events | 41.22% 54 | 58.78% 77 | 131 | 1.41 |
| Summer school courses | 6.82% 9 | 93.18% 123 | 132 | 1.07 |
| Career opportunities | 12.78% 17 | 87.22% 116 | 133 | 1.13 |
| Other (please specify below) | 3.00% 3 | 97.00% 97 | 100 | 1.03 |

Q30 The Division and schools often share news and information on social media. Do you follow:

Answered: 132 Skipped: 27



EIPS Parent Survey 2021-22

| | YES | NO | TOTAL | WEIGHTED AVERAGE |
|---|--------------|---------------|-------|------------------|
| Facebook account for the Division (@ElkIslandPublicSchools) | 28.46% 37 | 71.54% 93 | 130 | 1.28 |
| Twitter account for the Division (@eips) | 6.25% 8 | 93.75% 120 | 128 | 1.06 |
| Twitter account for EIPS Student Transportation (@eipsST) | 2.36% 3 | 97.64% 124 | 127 | 1.02 |
| Twitter account for my child's school, if applicable | 6.30% 8 | 93.70% 119 | 127 | 1.06 |
| Facebook account for my child's school, if applicable | 60.31% 79 | 39.69% 52 | 131 | 1.60 |
| Instagram account for my child's school, if applicable | 2.36% 3 | 97.64% 124 | 127 | 1.02 |