

Q1 What school does your child currently attend? If you have more than one child attending an EIPS school or a child who attends classes at more than one EIPS school, complete this survey for each one.

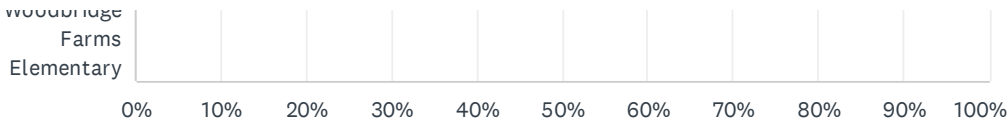
Answered: 137 Skipped: 0

A.L. Horton Elementary
Ardrossan Elementary
Ardrossan Junior Senior High
Bev Facey Community High
Brentwood Elementary
Bruderheim School
Clover Bar Junior High
Davidson Creek Elementary
École Campbelltown
École Parc Élémentaire
F.R. Haythorne Junior High
Fort Saskatchewan Christian
Fort Saskatchewan Elementary
Fort Saskatchewan High
Fultonvale Elementary Junior High
Glen Allan Elementary
Heritage Hills Elementary
James Mowat

2024-25 EIPS Annual Feedback Survey: For Parents and Caregivers

James Mowat Elementary										
Lakeland Ridge										
Lamont Elementary										
Lamont High										
Mills Haven Elementary										
Mundare School										
Next Step Fort Saskatchewan										
Next Step Sherwood Park										
Next Step Vegreville										
Pine Street Elementary										
Rudolph Hennig Junior High										
Salisbury Composite High										
Sherwood Heights Junior High										
SouthPointe School										
Strathcona Christian Academy...										
Strathcona Christian Academy...										
Uncas Elementary										
Vegreville Composite High										
Wes Hosford Elementary										
Westboro Elementary										
Win Ferguson Elementary										
Woodbridge										

2024-25 EIPS Annual Feedback Survey: For Parents and Caregivers



2024-25 EIPS Annual Feedback Survey: For Parents and Caregivers

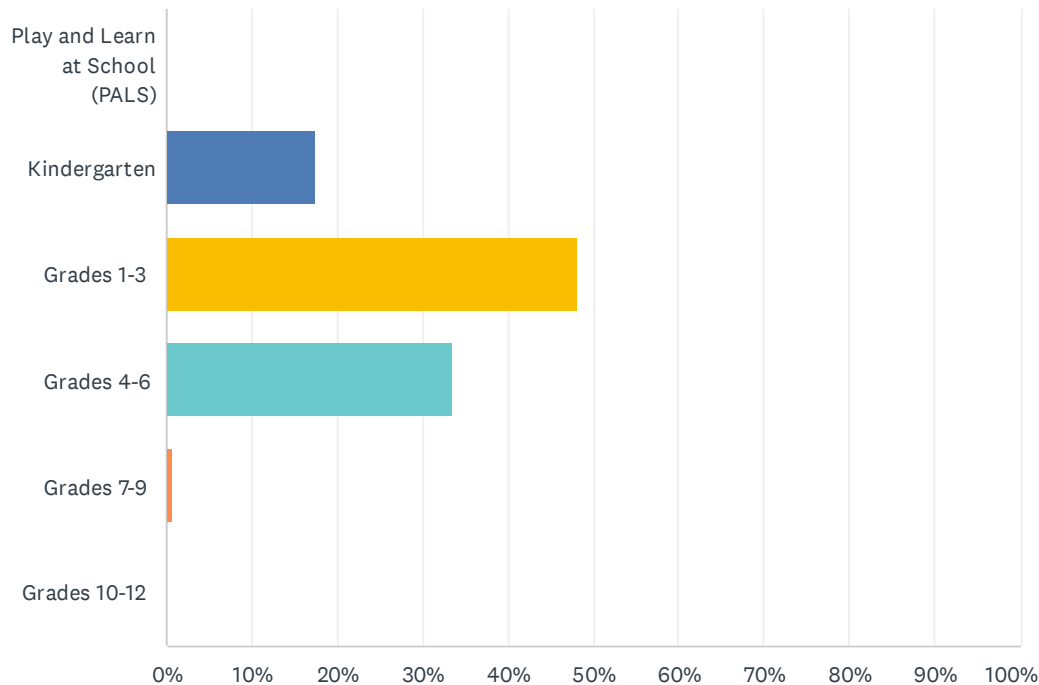
ANSWER CHOICES	RESPONSES	
A.L. Horton Elementary	0.00%	0
Ardrossan Elementary	0.00%	0
Ardrossan Junior Senior High	0.00%	0
Bev Facey Community High	0.00%	0
Brentwood Elementary	0.00%	0
Bruderheim School	0.00%	0
Clover Bar Junior High	0.00%	0
Davidson Creek Elementary	100.00%	137
École Campbelltown	0.00%	0
École Parc Élémentaire	0.00%	0
F.R. Haythorne Junior High	0.00%	0
Fort Saskatchewan Christian	0.00%	0
Fort Saskatchewan Elementary	0.00%	0
Fort Saskatchewan High	0.00%	0
Fultonvale Elementary Junior High	0.00%	0
Glen Allan Elementary	0.00%	0
Heritage Hills Elementary	0.00%	0
James Mowat Elementary	0.00%	0
Lakeland Ridge	0.00%	0
Lamont Elementary	0.00%	0
Lamont High	0.00%	0
Mills Haven Elementary	0.00%	0
Mundare School	0.00%	0
Next Step Fort Saskatchewan	0.00%	0
Next Step Sherwood Park	0.00%	0
Next Step Vegreville	0.00%	0
Pine Street Elementary	0.00%	0
Rudolph Hennig Junior High	0.00%	0
Salisbury Composite High	0.00%	0
Sherwood Heights Junior High	0.00%	0
SouthPointe School	0.00%	0
Strathcona Christian Academy Elementary	0.00%	0

2024-25 EIPS Annual Feedback Survey: For Parents and Caregivers

Strathcona Christian Academy Secondary	0.00%	0
Uncas Elementary	0.00%	0
Vegreville Composite High	0.00%	0
Wes Hosford Elementary	0.00%	0
Westboro Elementary	0.00%	0
Win Ferguson Elementary	0.00%	0
Woodbridge Farms Elementary	0.00%	0
TOTAL		137

Q2 What grade is your child currently in?

Answered: 137 Skipped: 0



ANSWER CHOICES	RESPONSES	
Play and Learn at School (PALS)	0.00%	0
Kindergarten	17.52%	24
Grades 1-3	48.18%	66
Grades 4-6	33.58%	46
Grades 7-9	0.73%	1
Grades 10-12	0.00%	0
TOTAL		137

Q3 As a result of being in the Play and Learn at School (PALS) program, my child’s demonstrating growth in their development.

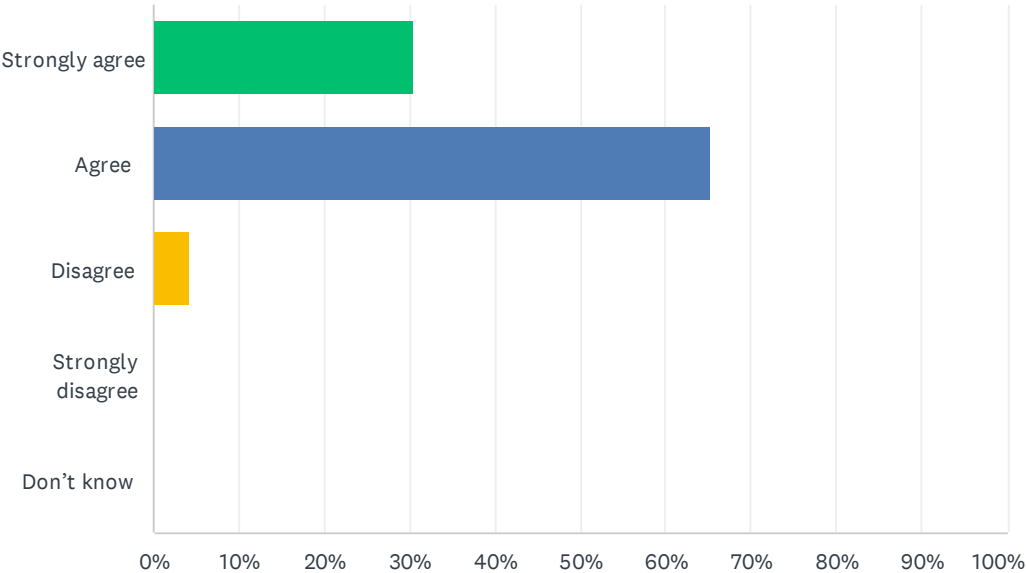
Answered: 0 Skipped: 137

 No matching responses.

ANSWER CHOICES	RESPONSES	
Strongly agree	0.00%	0
Agree	0.00%	0
Disagree	0.00%	0
Strongly disagree	0.00%	0
Don't know	0.00%	0
TOTAL		0

Q4 As a result of being in the kindergarten program, my child’s becoming ready to enter Grade 1.

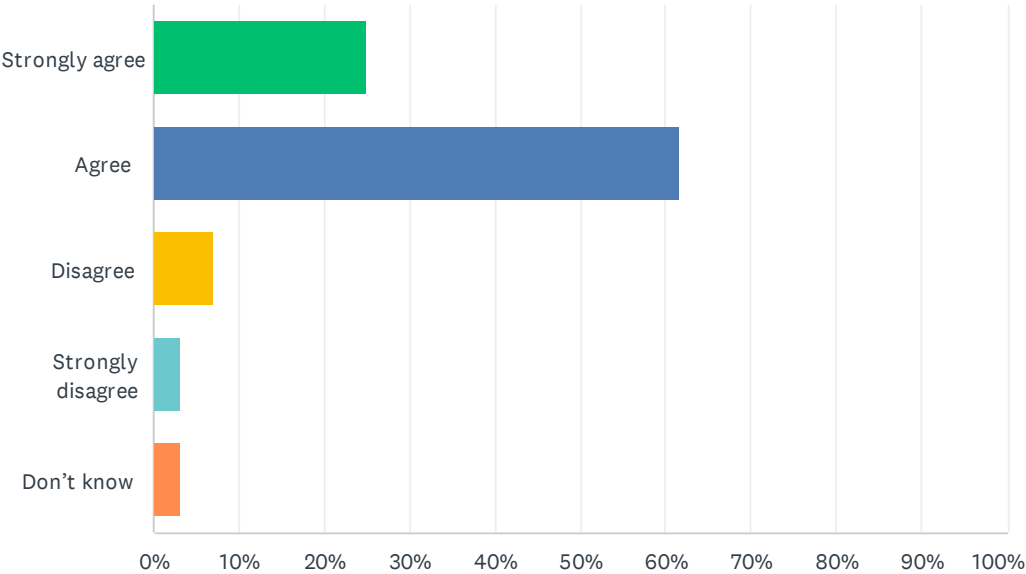
Answered: 23 Skipped: 114



ANSWER CHOICES	RESPONSES	
Strongly agree	30.43%	7
Agree	65.22%	15
Disagree	4.35%	1
Strongly disagree	0.00%	0
Don't know	0.00%	0
TOTAL		23

Q5 My child's individual needs are met.

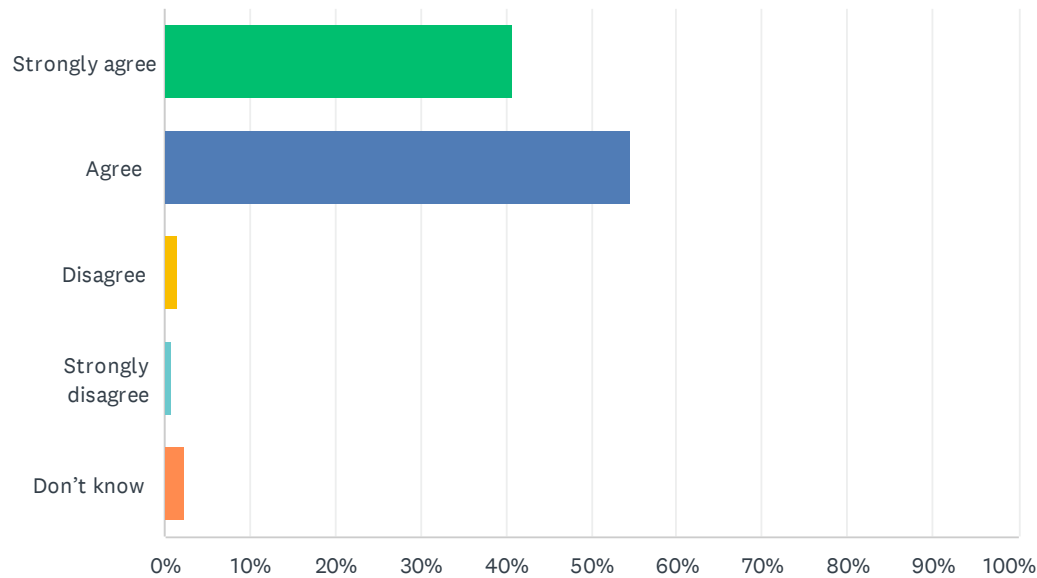
Answered: 128 Skipped: 9



ANSWER CHOICES	RESPONSES	
Strongly agree	25.00%	32
Agree	61.72%	79
Disagree	7.03%	9
Strongly disagree	3.13%	4
Don't know	3.13%	4
TOTAL		128

Q6 My child's encouraged to do their best.

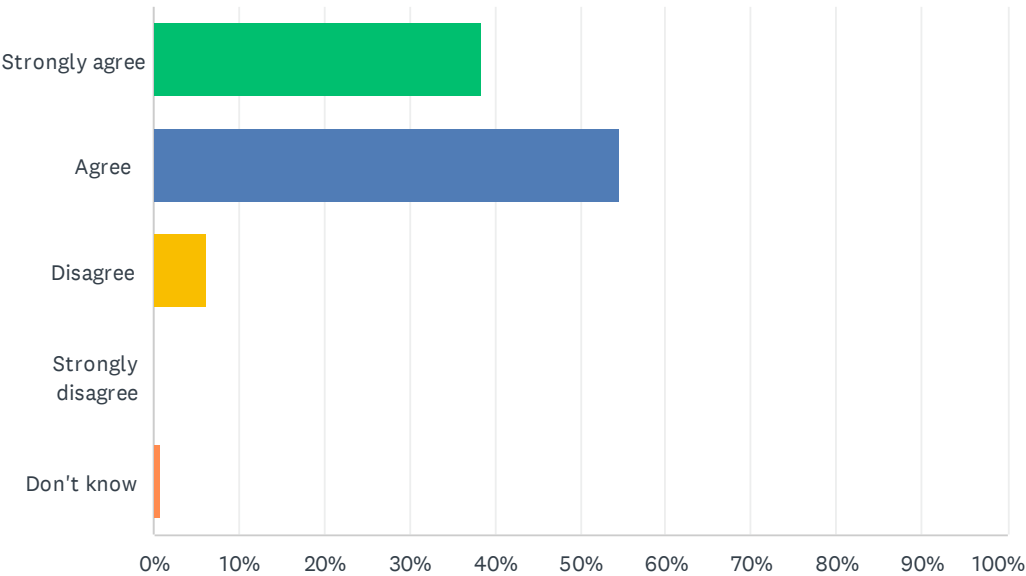
Answered: 128 Skipped: 9



ANSWER CHOICES	RESPONSES	
Strongly agree	40.63%	52
Agree	54.69%	70
Disagree	1.56%	2
Strongly disagree	0.78%	1
Don't know	2.34%	3
TOTAL		128

Q7 My child's demonstrating growth in literacy.

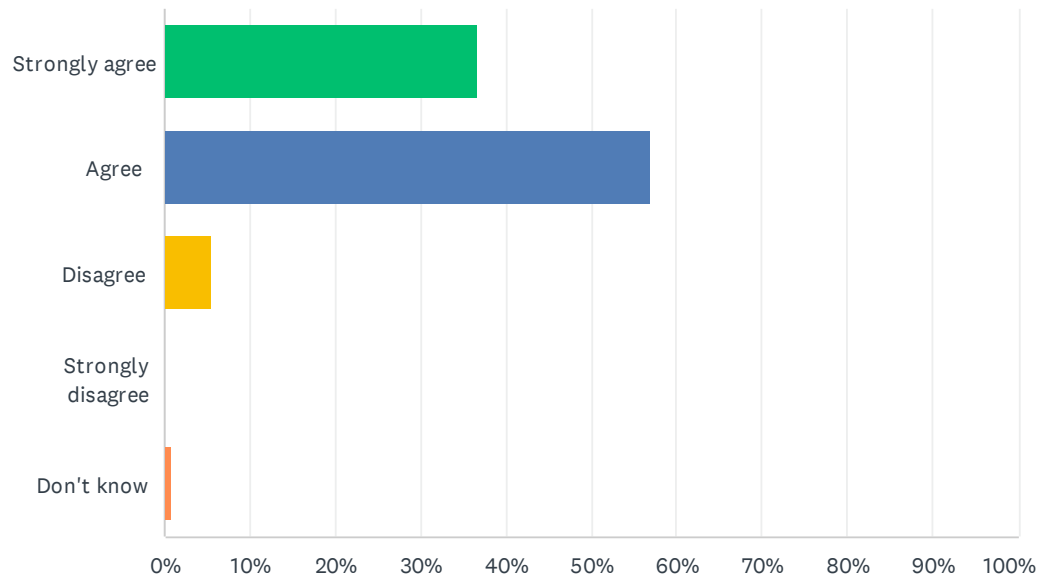
Answered: 128 Skipped: 9



ANSWER CHOICES		RESPONSES	
Strongly agree		38.28%	49
Agree		54.69%	70
Disagree		6.25%	8
Strongly disagree		0.00%	0
Don't know		0.78%	1
TOTAL			128

Q8 My child's demonstrating growth in numeracy.

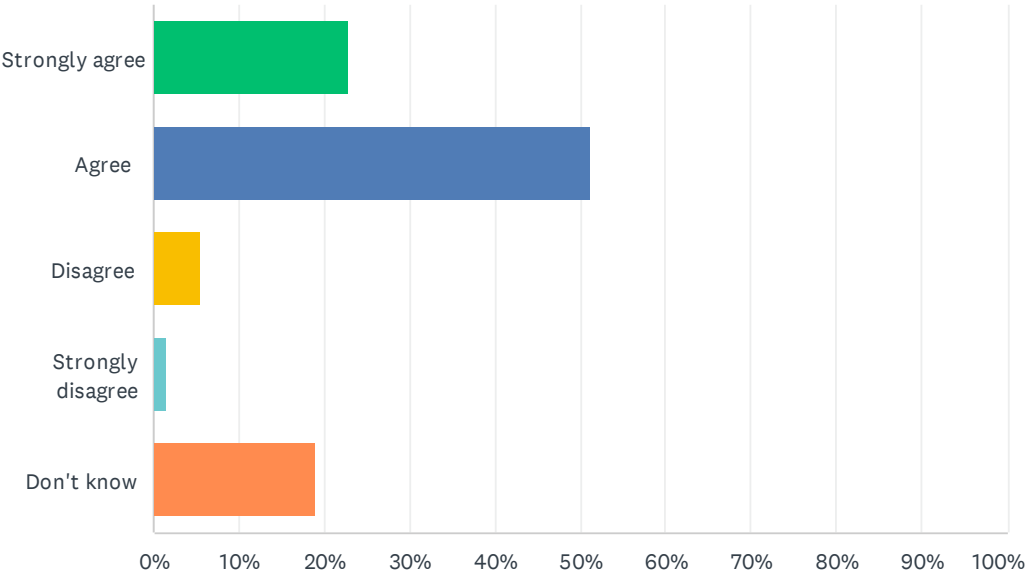
Answered: 128 Skipped: 9



ANSWER CHOICES	RESPONSES	
Strongly agree	36.72%	47
Agree	57.03%	73
Disagree	5.47%	7
Strongly disagree	0.00%	0
Don't know	0.78%	1
TOTAL		128

Q9 My child has an understanding of First Nations, Métis and Inuit culture and history.

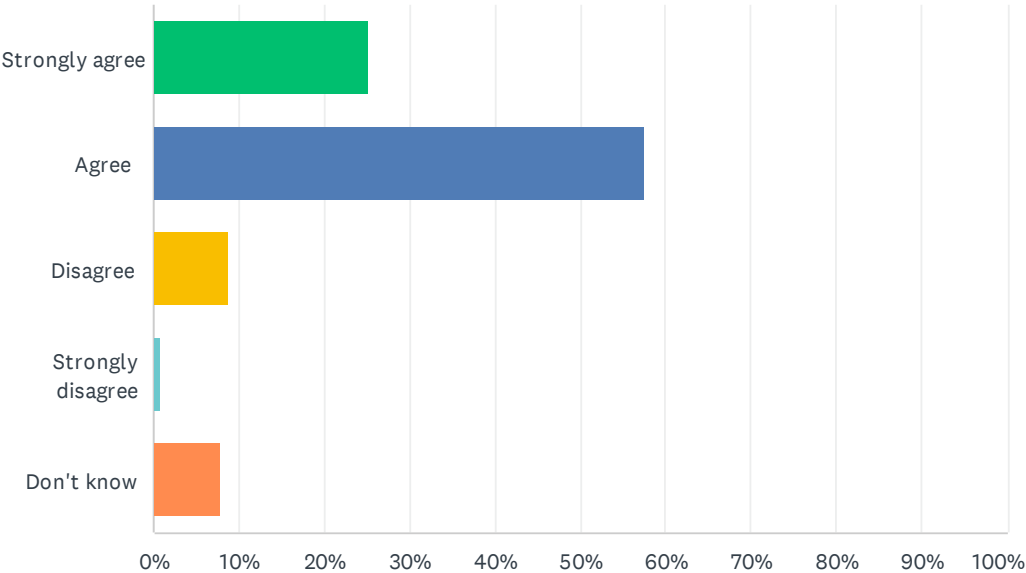
Answered: 127 Skipped: 10



ANSWER CHOICES	RESPONSES	
Strongly agree	22.83%	29
Agree	51.18%	65
Disagree	5.51%	7
Strongly disagree	1.57%	2
Don't know	18.90%	24
TOTAL		127

Q10 My child's learning the knowledge, skills and attitudes necessary to be successful in life.

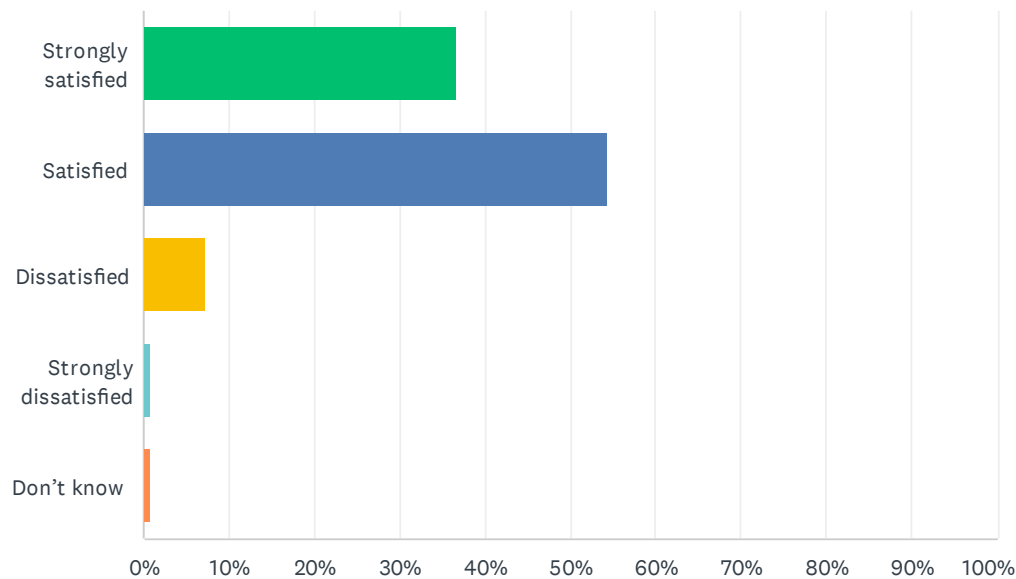
Answered: 127 Skipped: 10



ANSWER CHOICES	RESPONSES	
Strongly agree	25.20%	32
Agree	57.48%	73
Disagree	8.66%	11
Strongly disagree	0.79%	1
Don't know	7.87%	10
TOTAL		127

Q11 How satisfied are you with the quality of education your child's receiving at school?

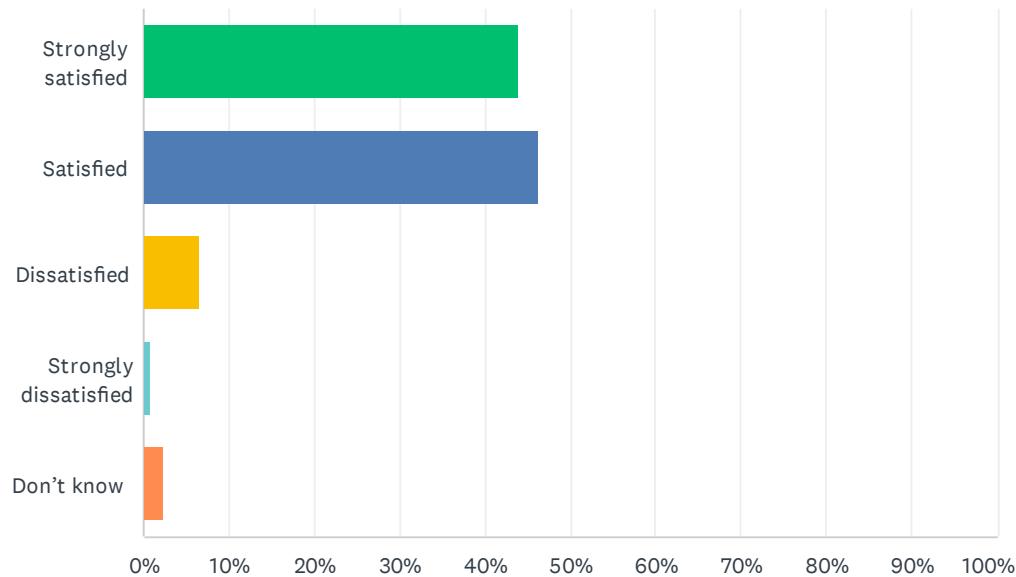
Answered: 123 Skipped: 14



ANSWER CHOICES	RESPONSES	
Strongly satisfied	36.59%	45
Satisfied	54.47%	67
Dissatisfied	7.32%	9
Strongly dissatisfied	0.81%	1
Don't know	0.81%	1
TOTAL		123

Q12 How satisfied are you with the quality of teaching at your child’s school?

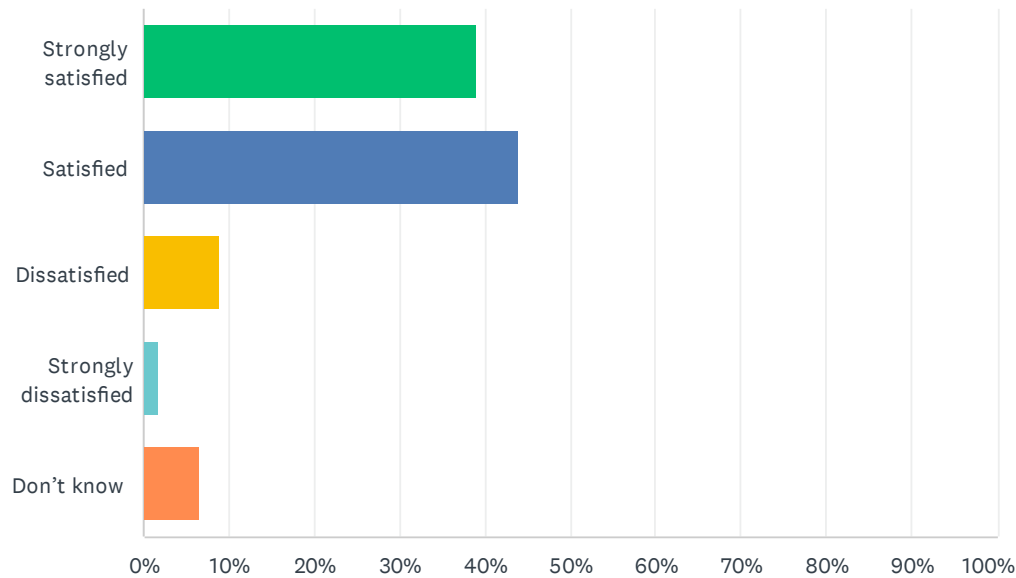
Answered: 123 Skipped: 14



ANSWER CHOICES	RESPONSES	
Strongly satisfied	43.90%	54
Satisfied	46.34%	57
Dissatisfied	6.50%	8
Strongly dissatisfied	0.81%	1
Don't know	2.44%	3
TOTAL		123

Q13 How satisfied are you with the leadership at your child's school?

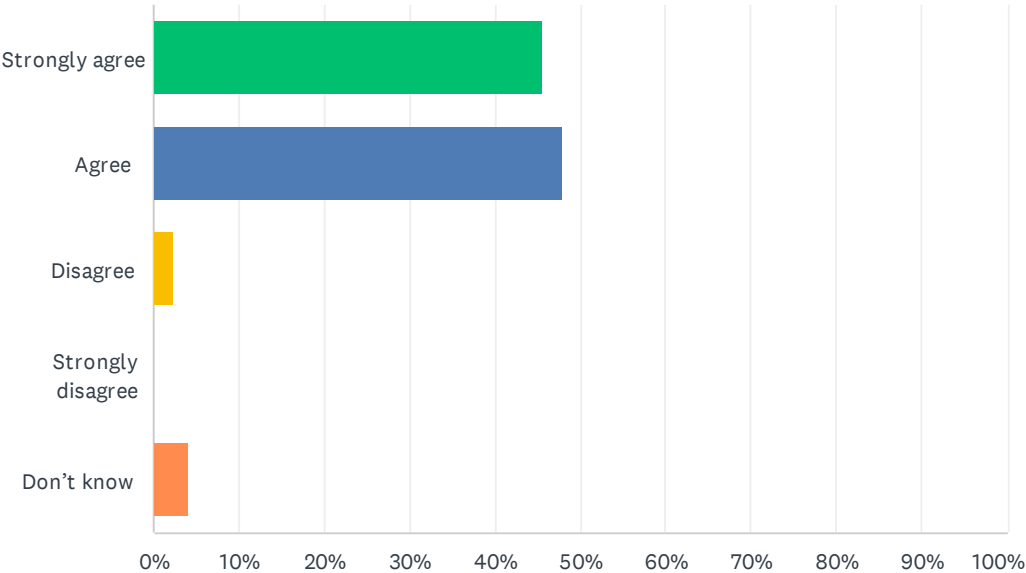
Answered: 123 Skipped: 14



ANSWER CHOICES	RESPONSES	
Strongly satisfied	39.02%	48
Satisfied	43.90%	54
Dissatisfied	8.94%	11
Strongly dissatisfied	1.63%	2
Don't know	6.50%	8
TOTAL		123

Q14 My child’s school encourages my child to be a responsible, respectful and engaged citizen.

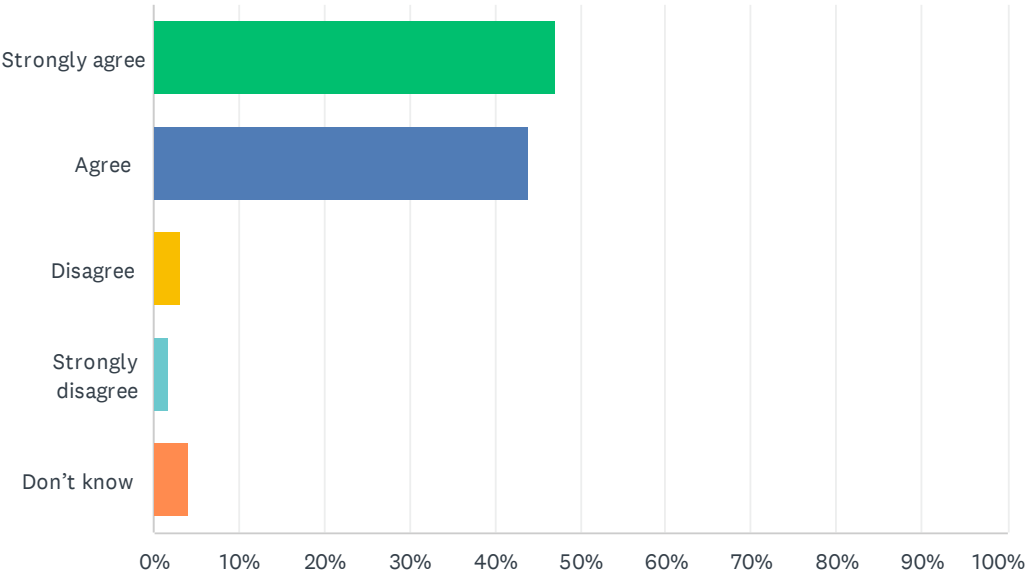
Answered: 123 Skipped: 14



ANSWER CHOICES	RESPONSES	
Strongly agree	45.53%	56
Agree	47.97%	59
Disagree	2.44%	3
Strongly disagree	0.00%	0
Don't know	4.07%	5
TOTAL		123

Q15 School staff care about my child.

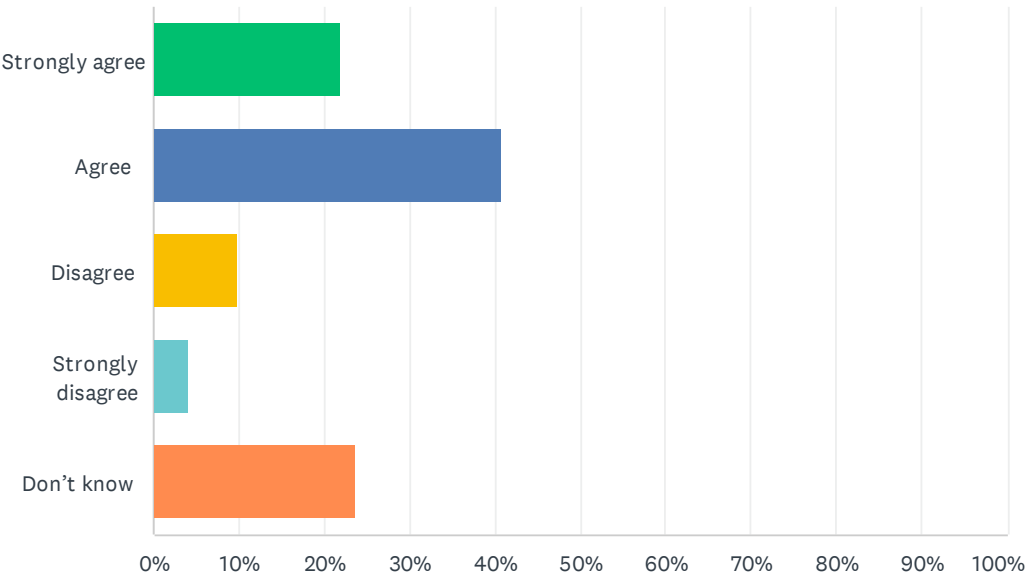
Answered: 123 Skipped: 14



ANSWER CHOICES	RESPONSES	
Strongly agree	47.15%	58
Agree	43.90%	54
Disagree	3.25%	4
Strongly disagree	1.63%	2
Don't know	4.07%	5
TOTAL		123

Q16 My child’s school handles discipline fairly and reasonably.

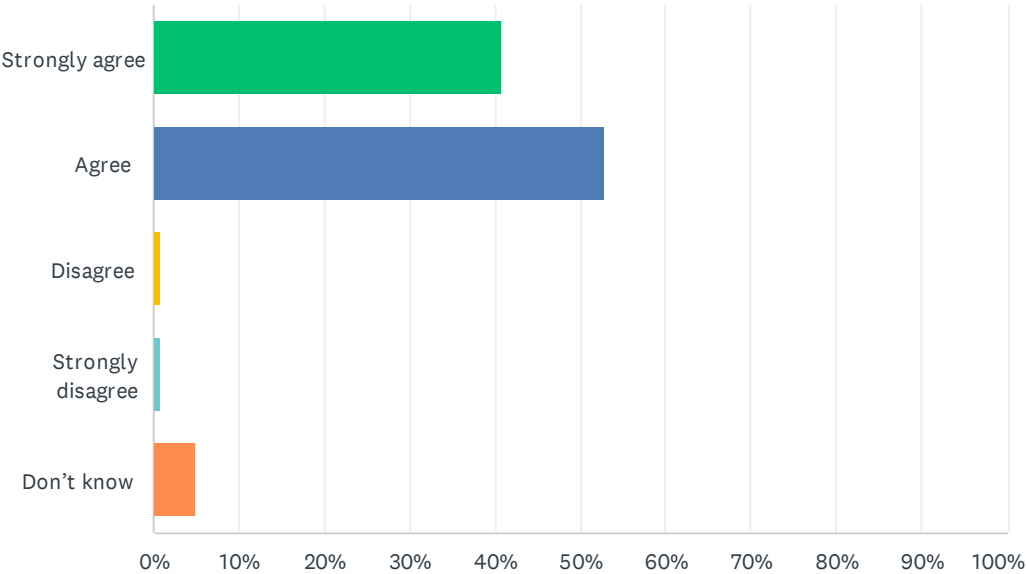
Answered: 123 Skipped: 14



ANSWER CHOICES	RESPONSES	
Strongly agree	21.95%	27
Agree	40.65%	50
Disagree	9.76%	12
Strongly disagree	4.07%	5
Don't know	23.58%	29
TOTAL		123

Q17 My child's school is safe.

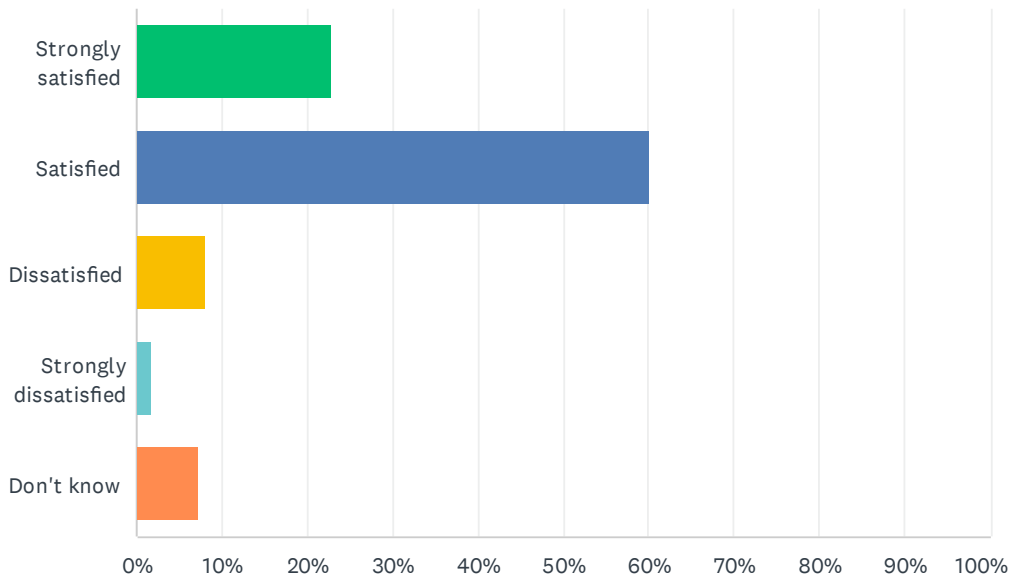
Answered: 123 Skipped: 14



ANSWER CHOICES	RESPONSES	
Strongly agree	40.65%	50
Agree	52.85%	65
Disagree	0.81%	1
Strongly disagree	0.81%	1
Don't know	4.88%	6
TOTAL		123

Q18 How satisfied are you with the resources available to support your child's learning?

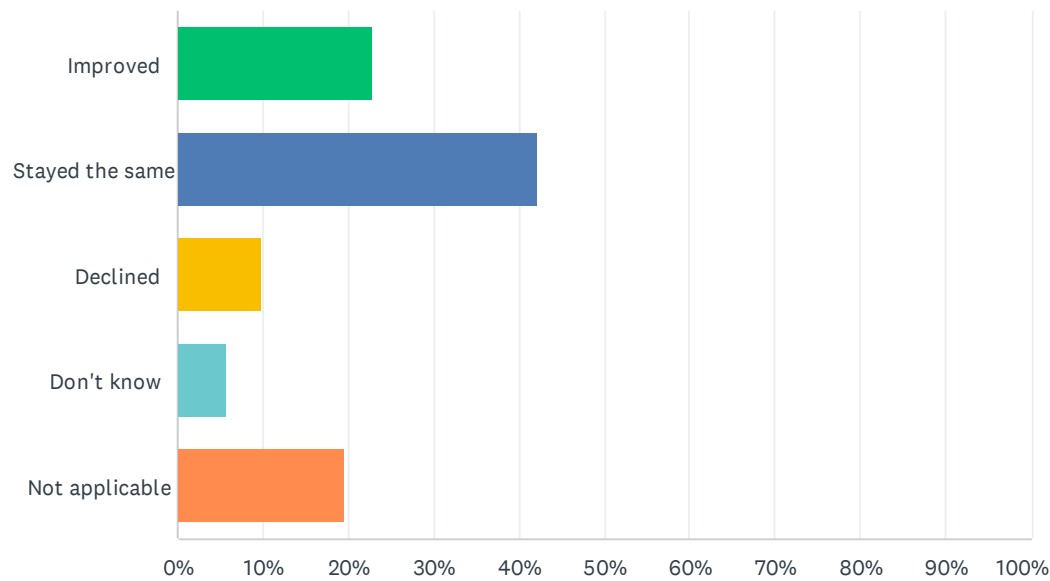
Answered: 123 Skipped: 14



ANSWER CHOICES	RESPONSES	
Strongly satisfied	22.76%	28
Satisfied	60.16%	74
Dissatisfied	8.13%	10
Strongly dissatisfied	1.63%	2
Don't know	7.32%	9
TOTAL		123

Q19 In your opinion, has the quality of education your child's experienced improved, stayed the same or declined in the past three years?

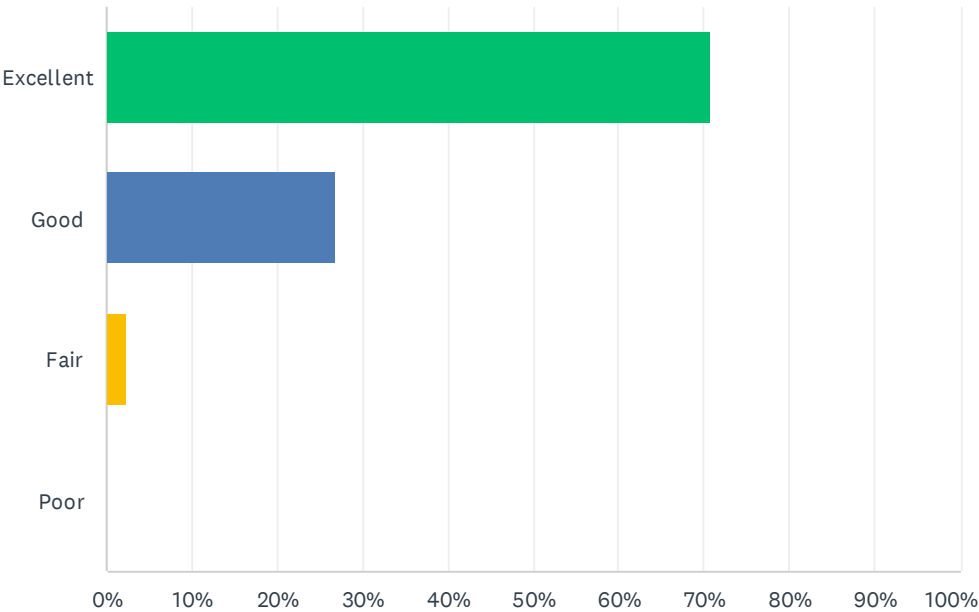
Answered: 123 Skipped: 14



ANSWER CHOICES	RESPONSES	
Improved	22.76%	28
Stayed the same	42.28%	52
Declined	9.76%	12
Don't know	5.69%	7
Not applicable	19.51%	24
TOTAL		123

Q20 How do you rate the physical condition of your child's school?

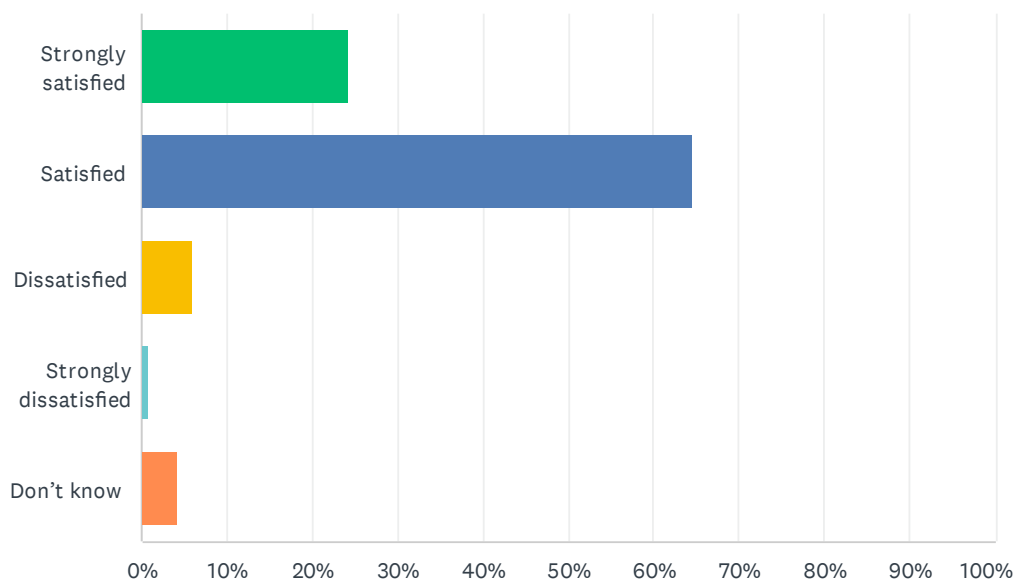
Answered: 123 Skipped: 14



ANSWER CHOICES	RESPONSES	
Excellent	70.73%	87
Good	26.83%	33
Fair	2.44%	3
Poor	0.00%	0
TOTAL		123

Q21 How satisfied are you with the opportunities provided to be involved in your child's education?Refer to the EIPS Parent Engagement overview for examples of involvement and engagement opportunities that help support student success.

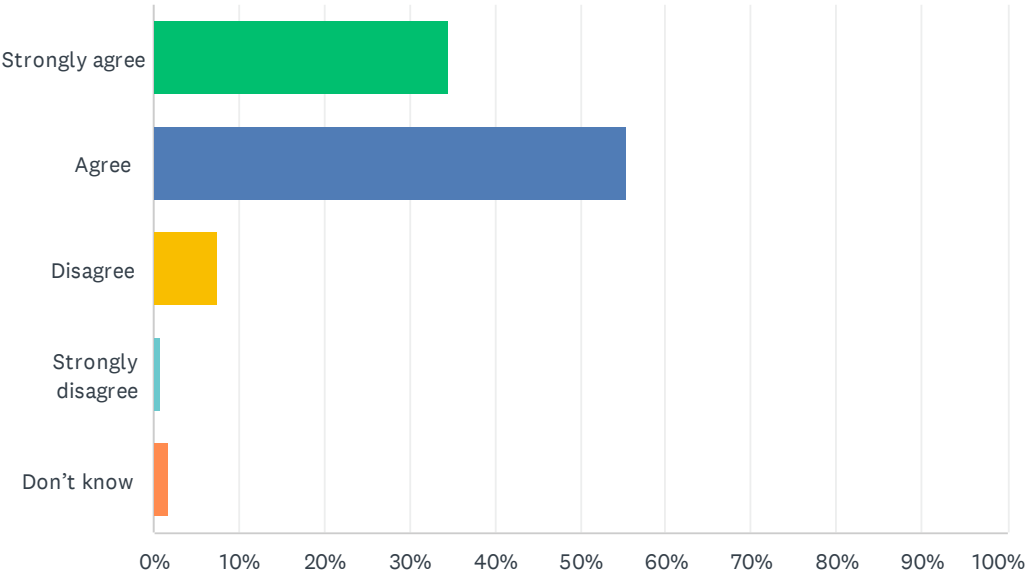
Answered: 119 Skipped: 18



ANSWER CHOICES	RESPONSES	
Strongly satisfied	24.37%	29
Satisfied	64.71%	77
Dissatisfied	5.88%	7
Strongly dissatisfied	0.84%	1
Don't know	4.20%	5
TOTAL		119

Q22 The school keeps me informed about my child's progress and achievement.

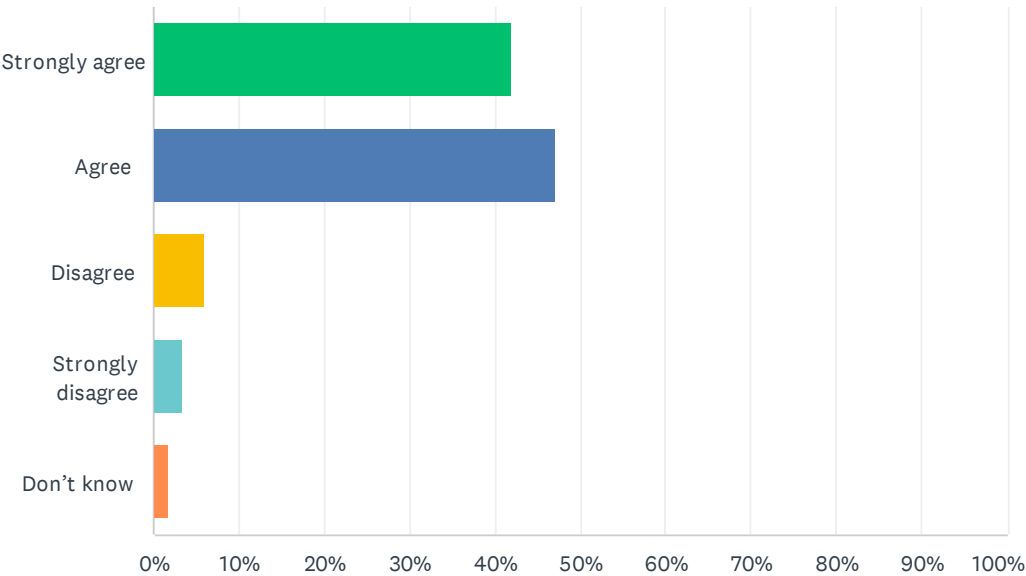
Answered: 119 Skipped: 18



ANSWER CHOICES	RESPONSES	
Strongly agree	34.45%	41
Agree	55.46%	66
Disagree	7.56%	9
Strongly disagree	0.84%	1
Don't know	1.68%	2
TOTAL		119

Q23 There is open and honest communication within my child's school.

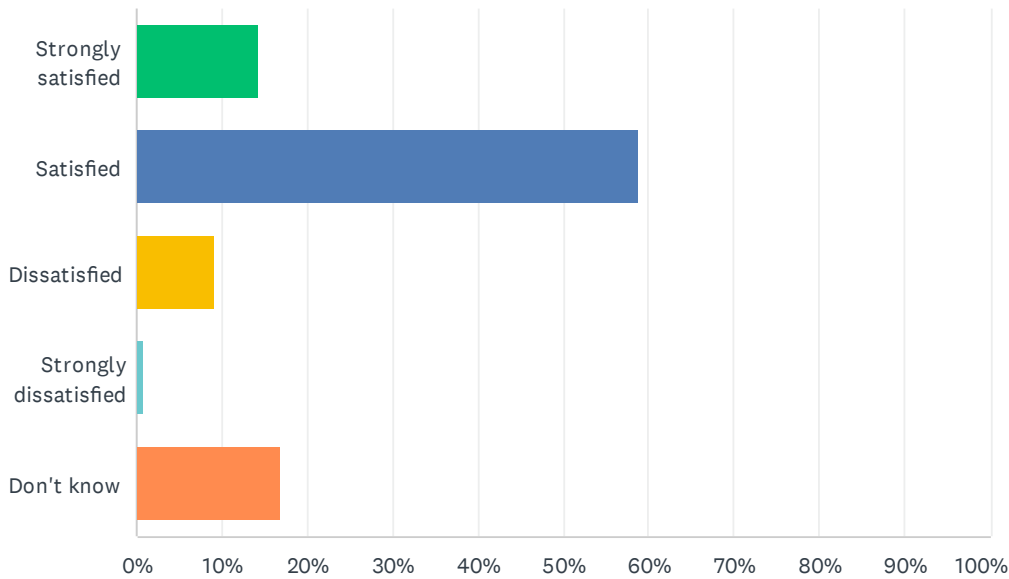
Answered: 119 Skipped: 18



ANSWER CHOICES		RESPONSES	
Strongly agree		42.02%	50
Agree		47.06%	56
Disagree		5.88%	7
Strongly disagree		3.36%	4
Don't know		1.68%	2
TOTAL			119

Q24 How satisfied are you with the Division’s commitment to engaging stakeholders—including parents and caregivers—about matters that affect decision-making and public education?Refer to the list of recent public engagement efforts throughout EIPS for examples of involvement and engagement opportunities.

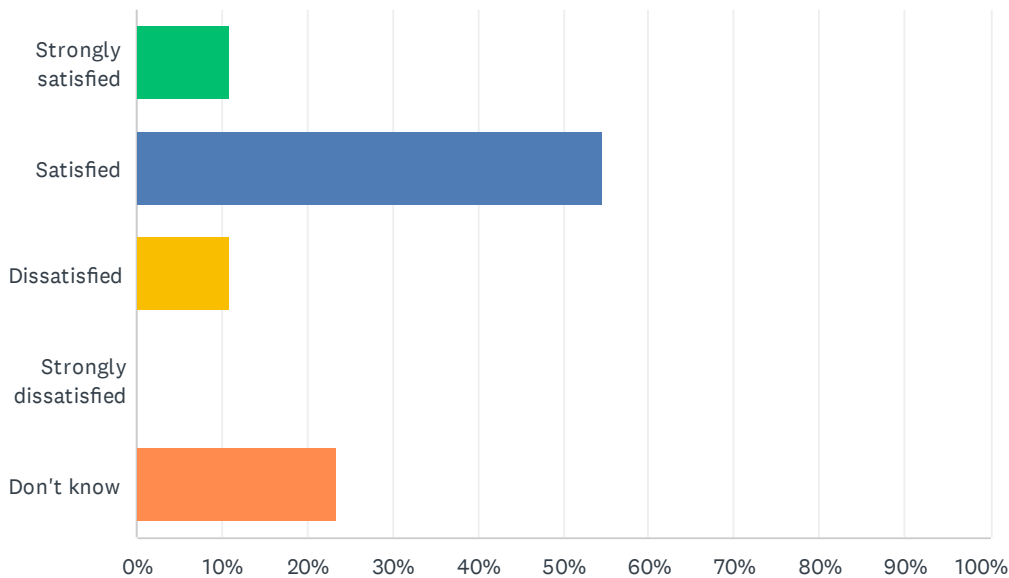
Answered: 119 Skipped: 18



ANSWER CHOICES	RESPONSES	
Strongly satisfied	14.29%	17
Satisfied	58.82%	70
Dissatisfied	9.24%	11
Strongly dissatisfied	0.84%	1
Don't know	16.81%	20
TOTAL		119

Q25 How satisfied are you with the Division’s commitment to advocating for public education?Refer to the Board Advocacy page for examples of ongoing advocacy work of the Board of Trustees.

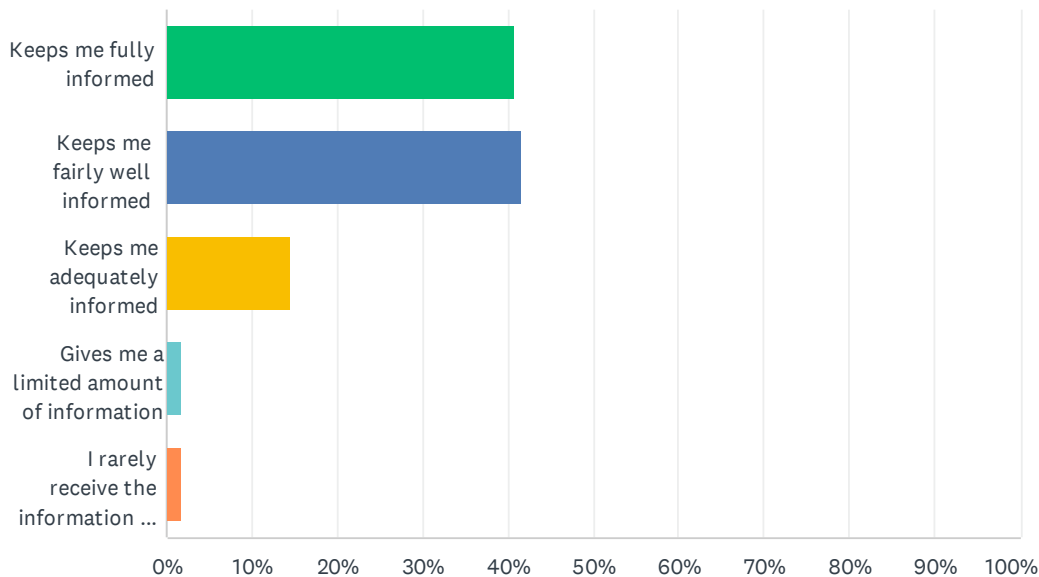
Answered: 119 Skipped: 18



ANSWER CHOICES	RESPONSES	
Strongly satisfied	10.92%	13
Satisfied	54.62%	65
Dissatisfied	10.92%	13
Strongly dissatisfied	0.00%	0
Don't know	23.53%	28
TOTAL		119

Q26 Elk Island Public Schools appreciates the opportunity to stay connected with parents and caregivers about news, activities, programs and other matters of importance. What is your impression of the communication you receive from your child's school?

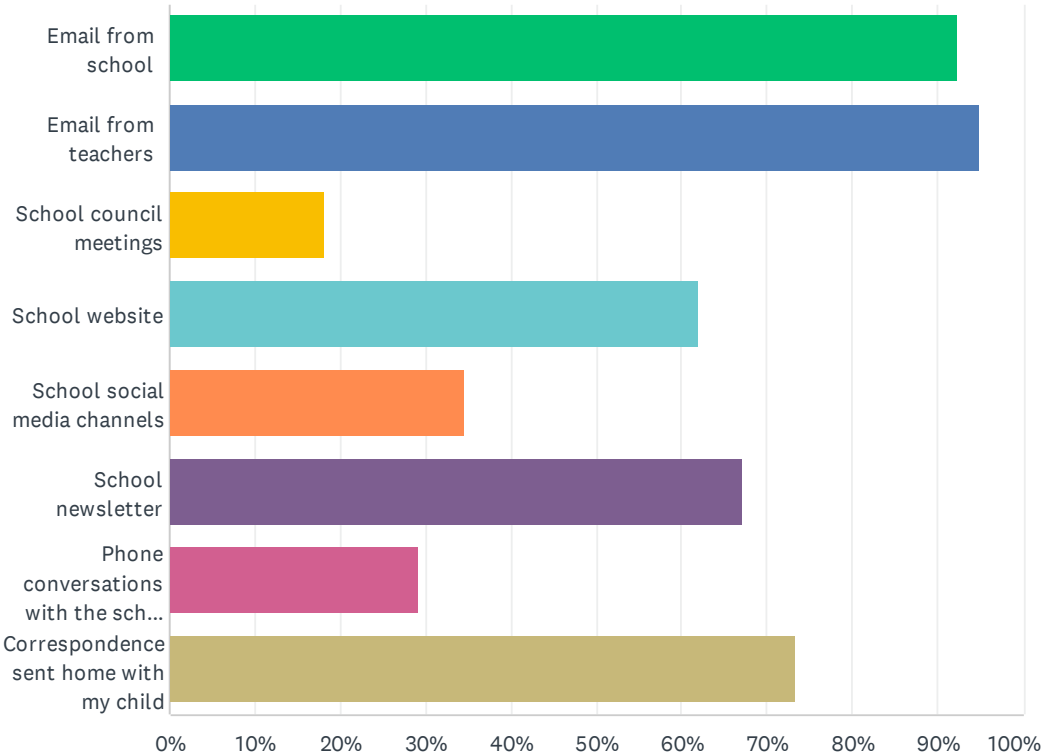
Answered: 118 Skipped: 19



ANSWER CHOICES	RESPONSES	
Keeps me fully informed	40.68%	48
Keeps me fairly well informed	41.53%	49
Keeps me adequately informed	14.41%	17
Gives me a limited amount of information	1.69%	2
I rarely receive the information I need	1.69%	2
TOTAL		118

Q27 Do you regularly make use of the following to keep up to date on school activities, programs, etc.? Check all that apply.

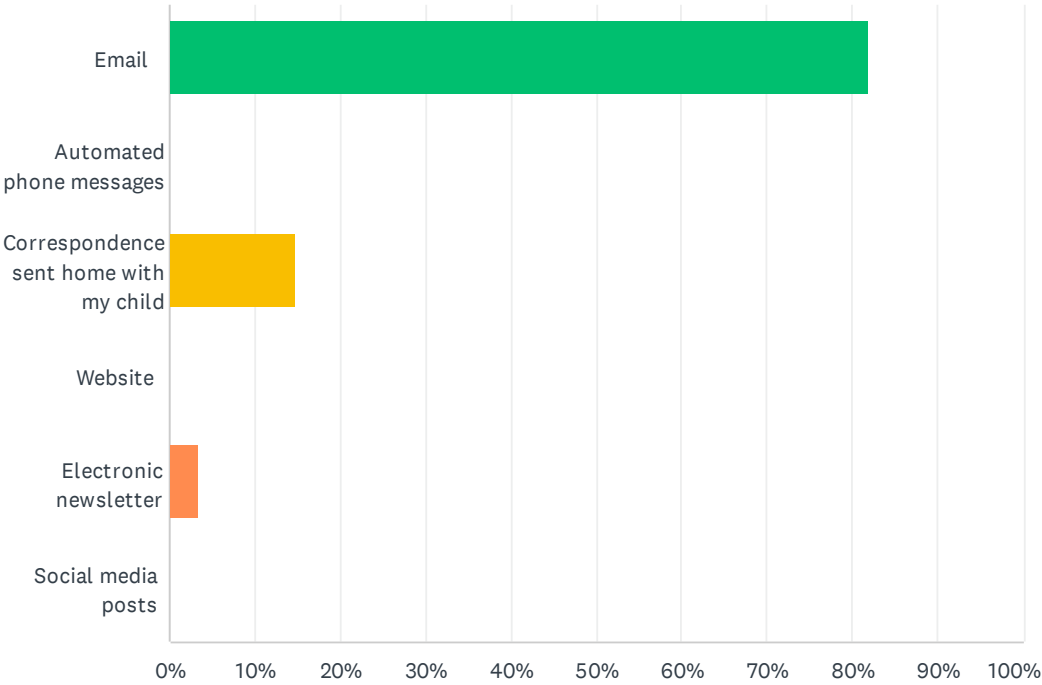
Answered: 116 Skipped: 21



ANSWER CHOICES	RESPONSES	
Email from school	92.24%	107
Email from teachers	94.83%	110
School council meetings	18.10%	21
School website	62.07%	72
School social media channels	34.48%	40
School newsletter	67.24%	78
Phone conversations with the school or teachers	29.31%	34
Correspondence sent home with my child	73.28%	85
Total Respondents: 116		

Q28 What is your most preferred method of communication from the school and Division?

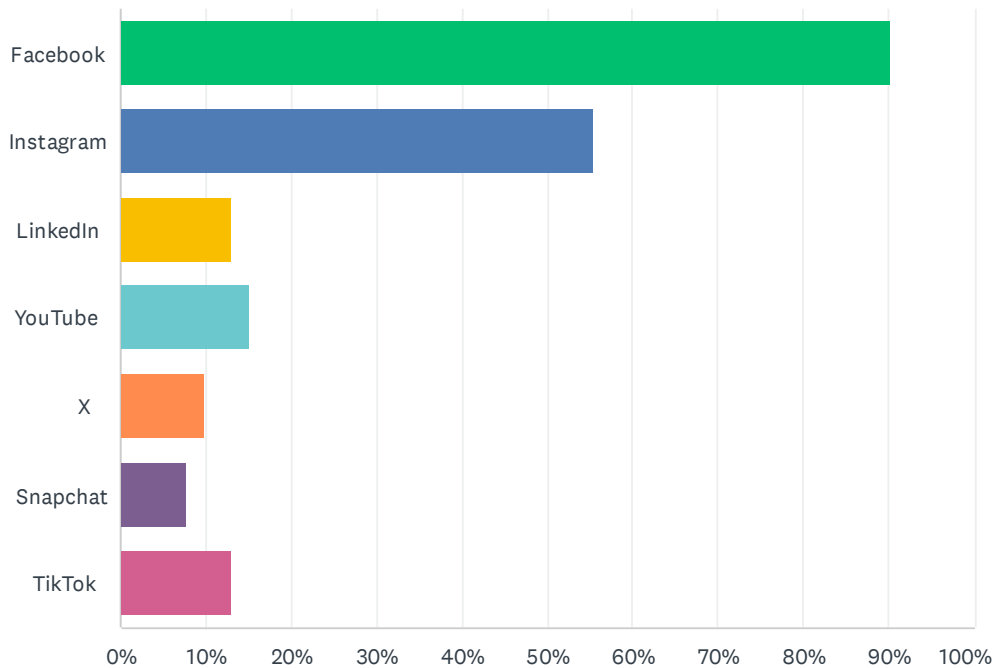
Answered: 116 Skipped: 21



ANSWER CHOICES	RESPONSES	
Email	81.90%	95
Automated phone messages	0.00%	0
Correspondence sent home with my child	14.66%	17
Website	0.00%	0
Electronic newsletter	3.45%	4
Social media posts	0.00%	0
TOTAL		116

Q29 The Division and schools often share news and information on social media. Which of the following platforms do you use? Check all that apply.

Answered: 92 Skipped: 45



ANSWER CHOICES	RESPONSES	
Facebook	90.22%	83
Instagram	55.43%	51
LinkedIn	13.04%	12
YouTube	15.22%	14
X	9.78%	9
Snapchat	7.61%	7
TikTok	13.04%	12
Total Respondents: 92		